

REPUBLIC OF TUNISIA
MINISTRY OF EDUCATION



PRIME ENGLISH

Year 6 Basic Education

Authors

Jawida BEN AFIA	<i>Inspector General of Education</i>
Hela BERGAOUI	<i>ELT Inspector</i>
Ghaleb KHARBECHÉ	<i>Teacher Trainer</i>
Faïza KNANI	<i>ELT Inspector</i>

National Pedagogic Centre

Prime English

Units	Lessons	Song / Rhyme
Welcome to English	Welcome to English A Welcome to English B	Look and Say
1- I m Tunisian	1- Hello, I m . 2- The Alphabet 3- Where are you from ?	Farmer Brown The Alphabet Song Sounds Rhyme
2- I m 12 .	4- Let s Count. 5- How old are you ? 6- What s your phone number ?	Little Elephant How old are you ?
3- My Family	7- My Family 8- Parents and Children 9- My Photo Album	My Family My Parents Who s this ?
4- Parts of the Body	10- My Body 11- Billy the Clown 12- My Friends	Head and shoulders The Vowels My name is Paul
5- My School	13- My Schoolbag 14- My Classroom 15- My School	I ve got 2 books Where s the pen ? The more we get together.
6- My Clothes	16- Colours 17- Clothes 18- What are you wearing ?	Rainbow Colours Red shirt , blue trousers
7- It s 6 o clock .	19- What time is it ? 20- Twenty / Thirty 21- I m reading a book .	Lazy Henry
8- Days of the Week	22- My School day 23- My Timetable 24- My favourite TV programme	What time is it ? What s on TV ?
9- Months and Seasons	25- Months and Seasons 26- It s my birthday . 27- Is it cold ?	The months Song Birthday Song Seasons
10- In my House	28- My house 29- In my house 30- What s my family doing ?	My House
11- My Activities	31- Every day I . 32- My Day 33- A Day in the life of .	One , two Punchinello
12- My favourite Sports and Pets	34- My favourite Sport 35- My Hobbies 36- At the Zoo	Where s the zoo ?
13- In my Town	37- My Home Town 38- At the Market 39- An Afternoon out	
Good Bye	Words I know Numbers I know Information about me	Time to say good bye



WELCOME 
TO ENGLISH

Welcome to English A

Look. Listen. Say.

Look



Listen



Say



Read



Count



Write



Play



Circle






Draw



Colour




Match




Sing



Cut



Number




Repeat



Point

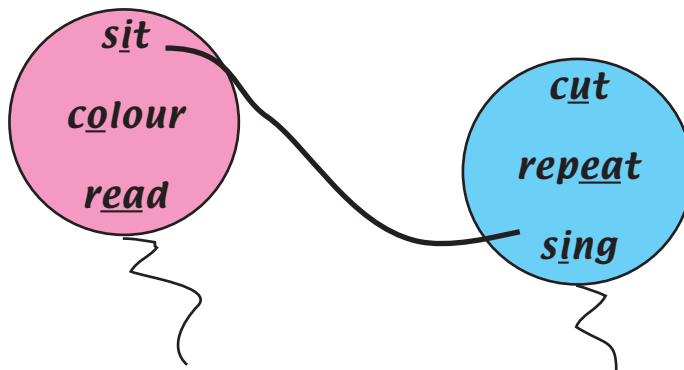
Match.



Listen. Say.

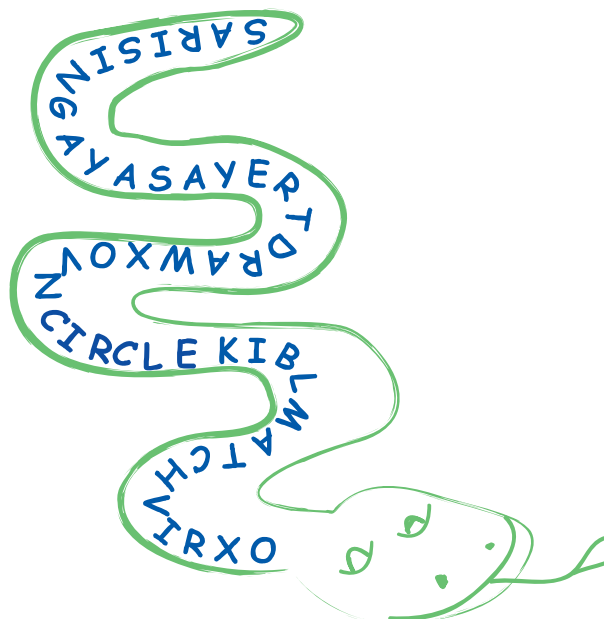
<u>s</u> it	<u>c</u> olour	<u>r</u> ead
s <u>i</u> ng	col <u>u</u> r	re <u>a</u> t

Match.



Homefun

A. Read.



B. Write.

1. sing
2. s - -
3. d - - w
4. c - - - - e
5. m - - - h

Welcome to English B



Look. Listen. Say.




Stand up




Sit down




Open the door



Close the door



Open your book at page...



Close your notebook



in groups



in pairs



All together



alone



Listen. Say.

Rhyme

*Look and say.
Look and read.
Listen and sing.
Sing all together !*



*Point and say.
Circle and draw.
Colour and match.
Sing all together !*

*Read and write.
Listen and count.
English speak.
Sing all together !*




*Practise in pairs.
Practise in groups.
Practise alone.
Practise all together !*



Homefun

Complete.



I'm Tunisian



Lesson 1

Hello I'm...




Listen. Say.

Hi ! I'm John .



Hello ! I'm Mary.

Nice to meet
you , John .



Nice to meet you , too .

How are you ?



I'm fine , thank you .



What's new ?

How *are* you ?

I'm fine , thank you.

Activities

Game

Pass the ball



I ask

You answer

Example : Hi , what's your name ?
I'm
Pleased to meet you.



Hi ! My name's



Hello ! I'm



..... to meet you ,



Nice to you ,



.....are you ?



I'm, thank



What's new ?

What's your name ?
My name's



Listen.Sing.

Farmer Brown has a dog

And Bingo is his name.

B - I - N - G - O

... - I - N - G - O

... - ... - N - G - O

And Bingo is his name.



Match .Write.

his name.

has a dog.

Farmer Brown

And Bingo is

 *Farmer*

And



Read . Number.

I'm O K .

Hello ! How are you ?

1

I'm fine , thanks. And you ?



Read . Match.

Example : *Hello = Hi*

1 - Hello !

2 - Nice to meet you.

3 - I'm O K.

4 - My name is John.

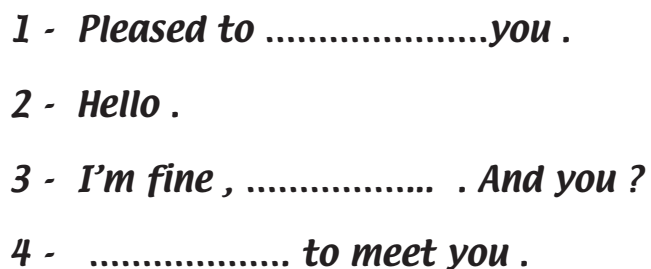
a- I'm fine , thanks.

b- I'm John.

c- Hi !

d- Pleased to meet you.

Complete the words .

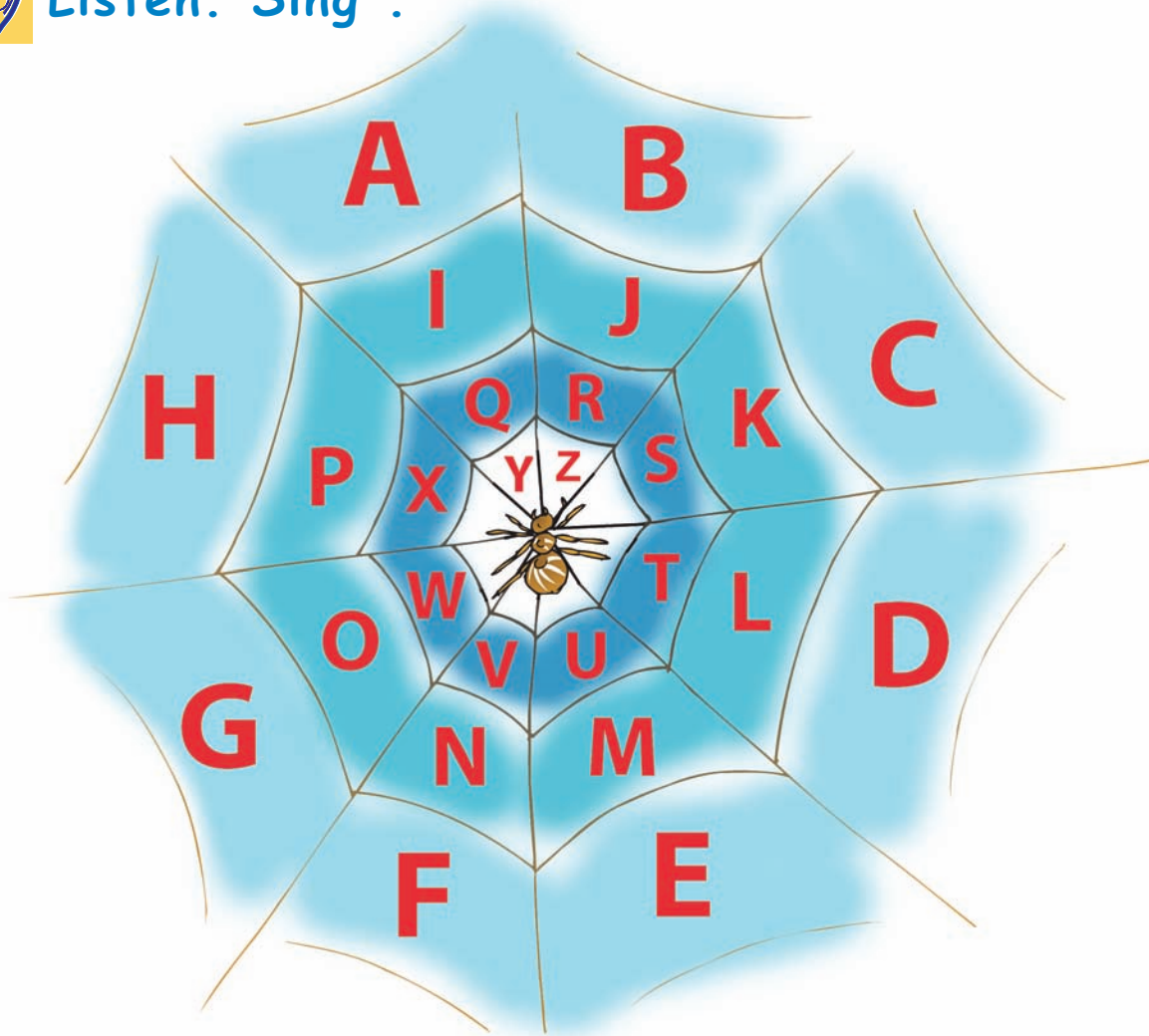


Lesson 2

The alphabet



Listen. Sing .



A B C D E F G
H I J K L M N O P
Q R S T U V
W X Y Z

*Now I know my A B C
Tell me what you think of me .*



Look. Listen. Spell.

H. A. R. R. Y P. O. T. T. E. R
Harry Potter



M. A. R. W. E. N
Marwen



N. E. L. L. Y
Nelly



S. H. A. I. M. A
Shaima



M. O. H. A. M. E. D
Mohamed

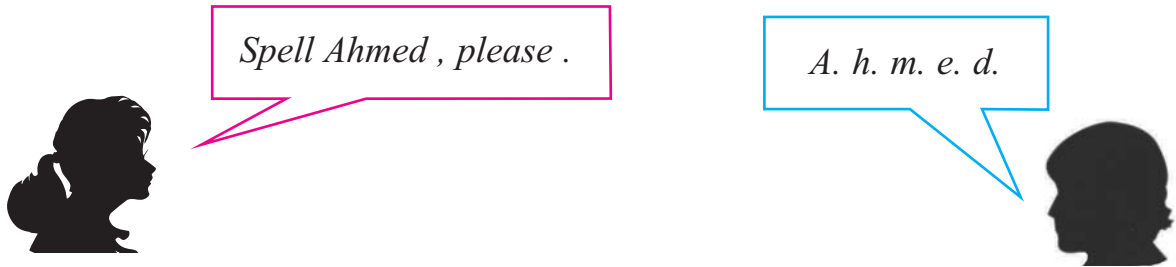


Activities

Game

Example :

Spell 5 names



Ahmed

Monica

Nada

Myriam

Elisabeth

Marwa

Shaima

Narjess

Mike

Sinda

Jawaher

Skander

Cyrine

Khadija

Complete the alphabet.

A	.	C	.	E		G	
I		K		M			
O		Q		S		U	
	W	X		Z			

Complete with **my** or **your**.

Narjess : Hello ! What's - - - - name ?

Hatem : - - name is Hatem .

Narjess : Spell it , please .

Hatem : O K . H - A - T - E - M

Fun with a rhyme.



Listen and say.

B and P

T, D, E, V

C and G

H, J, K and A

I and also Y

Q, U and W

F and L

M, N, S

X and Z

O and R

Alone they are.

Homefun



Read .

<i>A</i>	<i>B</i>	<i>C</i>	<i>D</i>	<i>E</i>	<i>F</i>	<i>G</i>	<i>H</i>	<i>I</i>	<i>J</i>	<i>K</i>	<i>L</i>	<i>M</i>
<i>1</i>	<i>2</i>	<i>3</i>	<i>4</i>	<i>5</i>	<i>6</i>	<i>7</i>	<i>8</i>	<i>9</i>	<i>10</i>	<i>11</i>	<i>12</i>	<i>13</i>

<i>N</i>	<i>O</i>	<i>P</i>	<i>Q</i>	<i>R</i>	<i>S</i>	<i>T</i>	<i>U</i>	<i>V</i>	<i>W</i>	<i>X</i>	<i>Y</i>	<i>Z</i>
<i>14</i>	<i>15</i>	<i>16</i>	<i>17</i>	<i>18</i>	<i>19</i>	<i>20</i>	<i>21</i>	<i>22</i>	<i>23</i>	<i>24</i>	<i>25</i>	<i>26</i>



Guess . Write .

<i>8</i>	<i>5</i>	<i>12</i>	<i>12</i>	<i>15</i>
<i>H</i>	<i>E</i>	<i>L</i>	<i>L</i>	<i>O</i>

<i>13</i>	<i>25</i>
<i>M</i>	<i>Y</i>

<i>14</i>	<i>1</i>	<i>13</i>	<i>5</i>
.	.	.	.

<i>9</i>	<i>19</i>
.	.

<i>10</i>	<i>21</i>	<i>4</i>	<i>25</i>
.	.	.	.

<i>9</i>	<i>1</i>	<i>13</i>
.	.	.

<i>6</i>	<i>18</i>	<i>15</i>	<i>13</i>
.	.	.	.

<i>12</i>	<i>15</i>	<i>14</i>	<i>4</i>	<i>15</i>	<i>14</i>
.

Lesson 3

Where are you from ?



Look. Listen. Say.

*Hello , John .
How are you ?*

*Hi , Nada .
I'm fine , thanks .*



Where are you from , John ?

I'm from London .



What's new ?

*Where are you from ?
I'm from + place*



Activities



Read.

Nada is Tunisian.



John is English.



Mario is Italian.



Harry Potter is English.



Zidane is French.



Wisssem Hmem is Tunisian.

What's new ?

Country	Nationality
Tunisia	Tunisian
England	English
France	French
Italy	Italian



Read and circle Yes or No.

Harry Potter is French.

Yes No

Nada is Tunisian.

Yes No

Zidane is English.

Yes No



Listen and say .

Where are you from ?



I'm from Gafsa.

I'm from Sousse. And you ?



Where are you from ?



I'm from Tunis.



Write in order.

your

What's

?

name

'm

Nizar

I

.

?

Where

from

are

you

from

'm

Tunisia

I

.

Choose and circle.

(What's / what's) your name (. / ?)

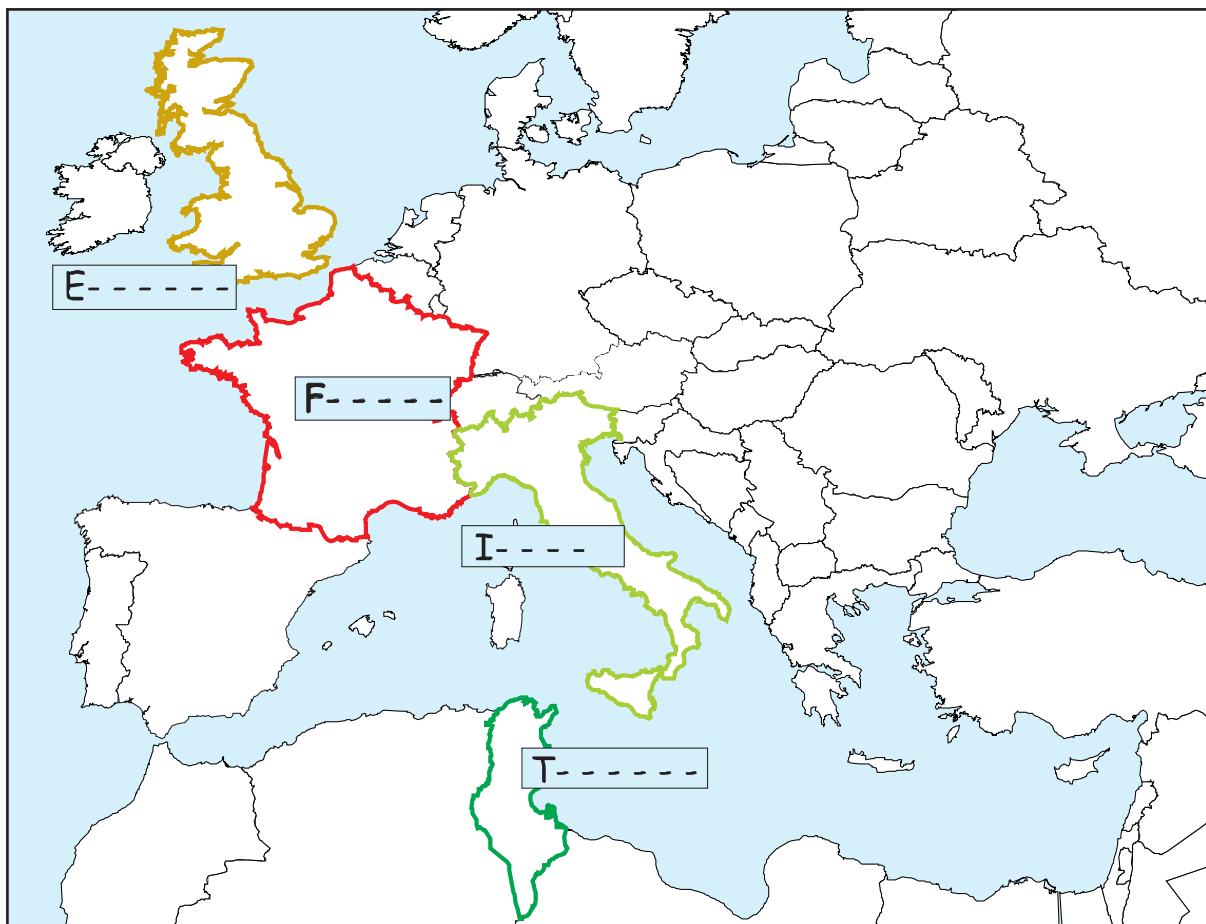
(my / My) name's Peter (. / ?)

(Where / where) are you from (. / ?)

I'm (english / English) (. / ?)



Look. Listen. Write the name of the country.



Now circle the name of the country.

↓ (F)	(T)	U	N	(I) ↓	S	I	A
↓ R	W	F	Z	T	S	P	B
A	R	H	A	A	E	J	O
N	M	K	C	L	R	G	L
C	T	V	O	Y	D	V	Y
(E	N	G	L	A	N	D)	C

Homefun



Guess. Write.

~~I'm Zidane . I'm French .~~

.....


~~I'm Harry Potter . I'm English .~~

.....

~~I'm Nana . I'm Tunisian .~~

.....

I'm 12




Lesson 4

Let's count



Listen. Say.



Count. Write.

one




.....



.....




.....




.....



.....




.....



.....



.....



.....



Listen. Sing.


One Little Elephant

One little , two little , three little elephants.


Four little , five little , six little elephants.

Seven little , eight little , nine little elephants.


Ten little elephants.




One little elephant



One big elephant



Two little elephants




Two big elephants

Activities

Game

Let's play Bingo

1	5	9
7	4	12
2	3	6



Write in order.

three	ten	seven	one
six	two	eleven	
nine	four	eight	twelve
			five

one - - .. - . - . - .. -
 - .. - . - . - ..

Complete .

Example : one + six = seven

Add+ → ↓	one	two	three	four	five
six	Seven
seven	ten
five
two	six
one

Circle the different word.

Example : say – listen – four – repeat


one - sing - six - ten

two - four - five - your

France - Italy - fine - England

Homefun

Count and complete


$$\text{Six} + \text{Two} + \text{Four} = 12$$
$$\text{Two} + \text{a ?} + \text{Four} = 12$$
$$\text{Four} + \text{Four} + \text{b ?} = 12$$

$\begin{matrix} = \\ 12 \end{matrix}$ $\begin{matrix} = \\ 12 \end{matrix}$ $\begin{matrix} = \\ 12 \end{matrix}$



Lesson 5

How old are you ?
I'm



Read. Answer.



Sally : Hello Peter . How are you ?

Peter : I'm fine, thanks .

Sally : How old are you , Peter ?

Peter : I'm 11 .

This is Andrew . He's 11 , too .

Peter : How old are you , Sally ?

Sally : I'm 12 .

Circle **YES** or **NO**.

Peter is nine.

YES NO

Sally is ten.

YES NO

Andrew is eleven.

YES NO



What's new ?

How old are you ?
I'm 12.

Rhyme




Listen. Say.

How old are you ?

I'm eleven.

That's four and seven.

That's right. Thank you !



What about you ?

I'm ten and two.

That's twelve.

It's true.

Activities



Listen and complete.

How old are you ?

I'm

That's and

That's right. you .

What about ?

I'm and

That's

It's true .

I ask



How old are you , Mohamed ?

You answer

I'm 12.



How old are you , ?

I'm





Read this e-mail.

YAHOO! MAIL BETA Ya Welcome, Sign Out, My Account, Switch Back Search the Web... Search

Check Mail Compose Hello

Send Save Draft Attach Check Spelling Cancel

To: _____

Cc: _____

Subject: _____

Times New Roman 12 B I U

Hi ! My name's Cindy. I'm 11. I'm from Australia and I live in Sydney. Sydney is nice and big .
Love,
Cindy



Write your e-mail to Cindy.

YAHOO! MAIL BETA Ya Welcome, Sign Out, My Account, Switch Back Search the Web... Search

Check Mail Compose Hello

Send Save Draft Attach Check Spelling Cancel

To: _____

Cc: _____

Subject: _____


Times New Roman 12 B I U

Hi ! My name's
.....
...
Love,

Homefun

What's the question ?

How ?



Lesson 6

What's your phone number?



Listen. Say.

What's your name ?

My name's Hela.

How old are you ?

12

What's your telephone number ?

0 3 1 4 6 2 7 8 9

What's new ?

What's your phone number ?

0 3 1 4 6 2 7 8 9

0 = zero

0 = Oh in phone numbers like the letter "O" in the alphabet.



Activities

I ask

What's your name ?



You answer

.....



How old are you ?



.....



What's your phone number ?



.....



Complete your School Card.

A sample school card with a decorative border. It features a cartoon boy's face in a photo box on the left. To the right of the photo is the title "School Card" and a small house icon with the word "SCHOOL" underneath. Below these are three fields: "NAME.....", "AGE.....", and "TELEPHONE NUMBER.....". A red circular stamp is placed over the "NAME" and "AGE" fields. The card is shown at an angle with a shadow.

Ask and answer.

Names Age

Imene Helen 12 10


Saber Nancy 11

Judy

Telephone numbers

41 23 36 45 54 31 52 82

15 64 81 27 48 41 63 18



Example :

What's your name ?

Judy.

How old are you ?

I'm 12.

What's your telephone number ?

41 233 645.



Write the phone numbers.

5 4 6 7 8 9 0

five - - - - - oh

0 1 9 8 4 3 2

oh - - - - -

8 9 3 7 8 6 0

eight - - - - - oh



Listen. Match.



Nicole



Sam

197862

543169

835411



Denise

273436



Ted

Game

Let's play the telephone game.

Homefun



Read.

My name is...



*I am Emna.
I am from Sousse .
I am twelve .*



Haifa



*My name is Nizar .
I am eleven .
This is my friend Haifa.
She is ten .*

Put your picture and complete.




*My name is.....
I am from.....
I am.....*



*My name is..... I am.....
This is my friend.....
He is.....*

My Family




Lesson 7

My Family



Listen. Say.

Bill




This is my father.
His name is Bill.

Father = Dad

I'm Sandra.
This is my family.




Helen



This is my mother.
Her name is Helen.


Mother = Mum



This is my sister .
Her name is Cindy .

Cindy

Steve



This is my brother .
His name is Steve .



What's new ?

THIS IS + NAME

His name is

Her name is

Rhyme



Listen. Say.

My Family

*This is my **mother**.*

Nice to meet you.

Nice to meet you , too.

*This is my **father**.*

Nice to meet you.

Nice to meet you, too.

*This is my **sister**.*

Nice to meet you.

Nice to meet you , too.

*This is my **brother**.*

Nice to meet you.

Nice to meet you , too.



Activities

Complete with **His** or **Her**.

..... name is Fatma.

..... name is Mohamed.

..... name is Aziz.

..... name is Souad.



Read.

Hi , I'm John. This is my father. His name's Jack. This is my mother. Her name's Mary. This is my sister. Her name's Kate. And this is my brother. His name's Tony.



Now write about your family.

Hi , I'm This is my His.....

.....
.....
.....

Write ☐ ? or ☐ .

What's your name ☐

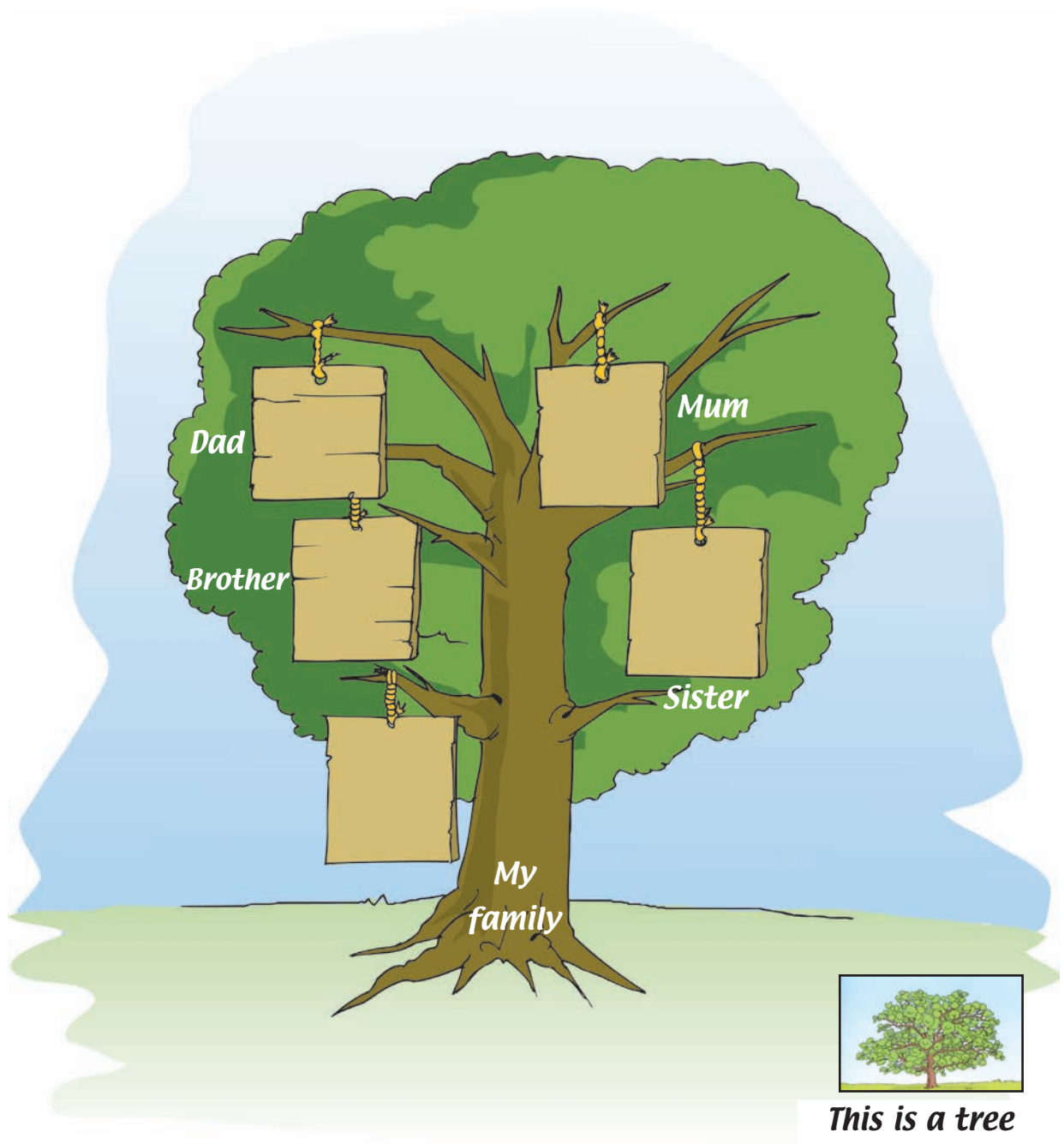
I'm Akram ☐

How old are you ☐

I'm ten ☐

Homefun

My Family Tree




Lesson 8

Parents and Children



Look. Listen. Say.

Parents



I'm Carol and **these** are my children : my son Tom and my daughter Lucy .

daughter + son

=

Children

1 child
2 children

What's new ?

This is ———> singular

These are ———> plural

This is my son.

These are my parents.



Song



Listen. Say.



My parents

This is Dad

And this is Mum


And my little brother Tom.

Dad and Tom

Are father and son.

I'm the son

Of Dad and Mum.



Read.

Hello , I'm Hedi. These are my two daughters , Nour and Ghalia , and my two sons , Aziz and Sami.



Complete with :

son - father - daughter

Nour
.....

Aziz
.....

Hedi
.....

Sami
.....

Ghalia
.....

Complete with **This** or **These**.

..... is my family.

..... are my parents.

..... is my mother.

..... are my sisters.

..... is my brother.

Similar (=) or Different (≠) ?

Say and circle **S** or **D**.

mother - father S D

faamily - name S D

brother - son S D

Homefun

Circle and colour 4 words.




Lesson 9

My Photo Album



Look. Listen. Say.



What's new ?

How old are you ?

I'm 12.



Listen. Say.

Who's this ? What's this ?



Jane

*Who's this ?
It's Jane.
What's this ?
It's her plane.*




A plane



A bike

*Who's this ?
It's Mike.
What's this ?
It's his bike.*



Mike

*This is a **girl**.
Her name is Amira.*



*This is a **boy**.
His name is Amir.*



Activities



Read and answer.

Jill : Good morning ! How are you ?

Tim : I'm fine , thank you. And you ?

Jill : Fine , thanks. How is Mary ?

Tim : She's fine.

Jill : How is Bob ?

Tim : He's fine.

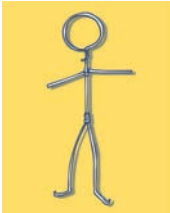
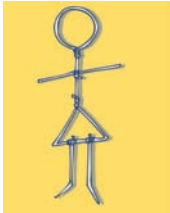
Circle Yes or No.

<i>Jill is a boy.</i>	<i>Yes</i>	<i>No</i>
<i>Tim is a boy.</i>	<i>Yes</i>	<i>No</i>
<i>Mary is a girl.</i>	<i>Yes</i>	<i>No</i>
<i>Bob is a boy.</i>	<i>Yes</i>	<i>No</i>

Complete with What or Who.

.....is this ?	<i>This is my brother.</i>
.....is his name ?	<i>Bob.</i>
.....is this ?	<i>This is my sister.</i>
.....is her name ?	<i>Jane.</i>

Complete with :

sister	father	brother	mother
<i>He</i> 	<i>She</i> 		
<i>father</i>		

Homefun



Write the words.

Q R C H I L D R E N S T F K	C H I L D R E N
P Z B O Y W P S G I R L J G	--- ----
J B A G O O D M O R N I N G	---- -----
H B M U M F K D A D Q Y U	--- ---



Read the words.

<i>Tunisia</i>	<i>eight</i>	<i>son</i>	<i>five</i>
<i>sister</i>	<i>Italy</i>	<i>eleven</i>	
	<i>France</i>	<i>daughter</i>	
<i>mother</i>	<i>England</i>	<i>twelve</i>	

Complete the table with the words.

<i>Numbers</i>	<i>Countries</i>	<i>Family</i>
.....
.....
.....
.....

Parts of the Body



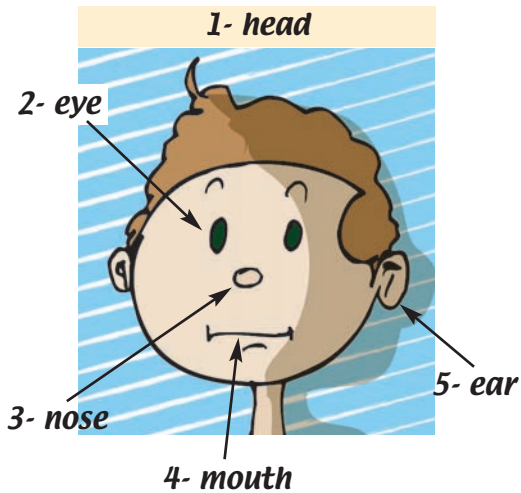
Lesson 10

My Body

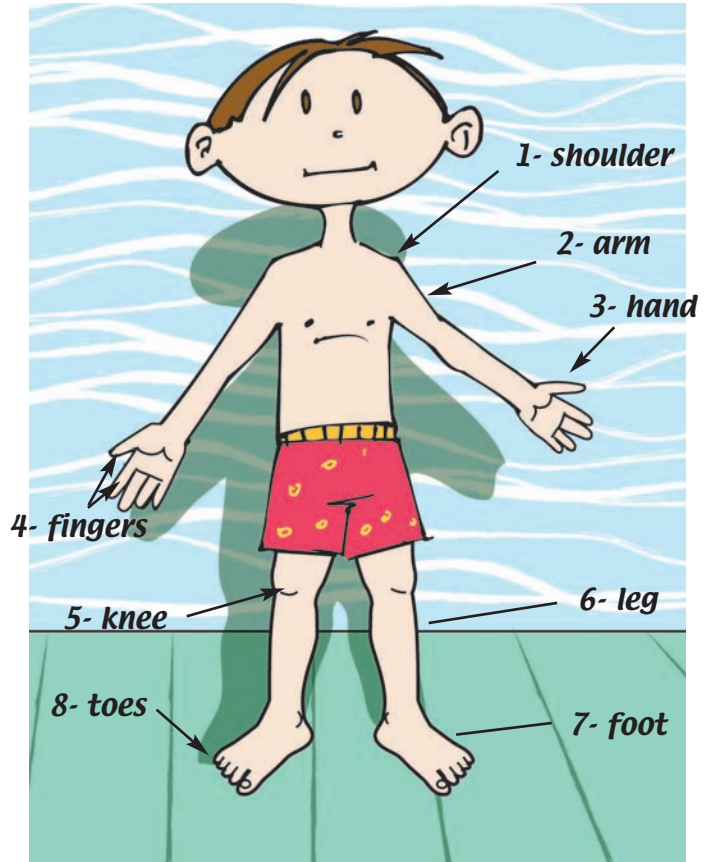


Listen . say .

A Face



A Body



What's new ?

An arm

two arms

An ear

two ears

A leg

two legs

A foot

two feet



arm



leg



legs



foot



feet



Song



Listen . Sing.

Head and Shoulders



Head and shoulders ,

Knees and toes , knees and toes ,

Head and shoulders ,

Knees and toes , knees and toes ,

Eyes and ears and mouth and nose ,

Head and shoulders ,

Knees and toes , knees and toes.



Activities



Listen . Do.

Touch your hair.

Touch your shoulder.

Touch your mouth.

Touch your hand.

Touch your arm .



Touch your ear.

Touch your leg.


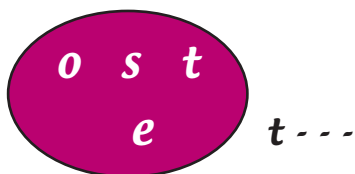
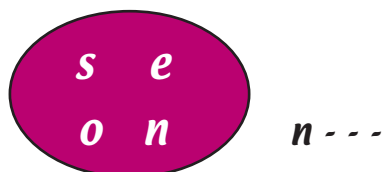
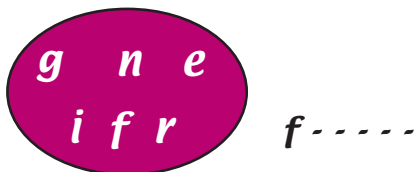
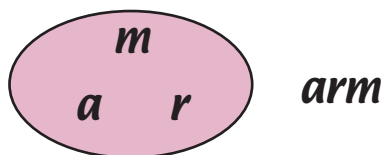
Touch your eye.

Touch your head.



What's the word ?

Example :



Complete with **a** or **an**.

an arm finger	a foot
..... handeareye



A B C D E F G H I J K
L M N O P Q R S T U
V W X Y Z

an + {
a
e
i
o
u

5 vowels in the alphabet



Listen. Sing.

The vowels of the alphabet

I know them all by name, oh !

a - e - i - o - u

a - e - i - o - u

a - e - i - o - u

I know them all by name, oh !

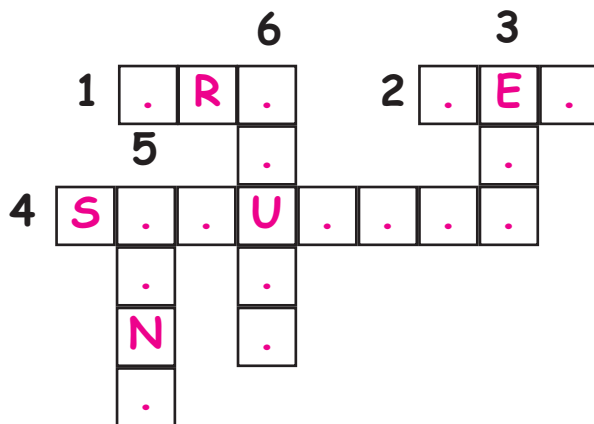
Similar (=) or Different (≠)

Say and circle S or D.

<u>eye</u>	-	<u>I</u>	S	D
<u>knee</u>	-	<u>read</u>	S	D
<u>leg</u>	-	<u>ten</u>	S	D
<u>finger</u>	-	<u>fine</u>	S	D
<u>toe</u>	-	<u>close</u>	S	D

Homefun

Complete.



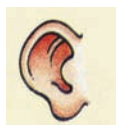
1




2



3



4



5



6



Lesson 11

Billy the Clown



Look. Listen. Say.

brown hair

blue eyes

big nose

small ear

blue



brown



black



big feet



What's new ?

little = small

big ≠ small

big ≠ little



Read.

Billy the clown

Hi , I'm Billy the clown .

I'm big .

My feet are big .


My face is big , too .

My nose is small .

My ears are small , too .

My hair is brown .

And my eyes are blue .



Activities

Complete.

My hair is and
my are blue.

Circle **Yes** or **No**.

His feet are big. Yes No

His face is small. Yes No

His ears are big. Yes No





Listen. Say.



What colour is your hair , Ahmed ?

It's black.



What colour are your eyes ?

They are brown.



Match.



My hair is black.

My eyes are brown.

My nose is small.

My eyes are blue.

My hair is brown.

My nose is big.



Put the words in the correct order.

brown - hair - My - is .

My

are - eyes - My - blue .

My

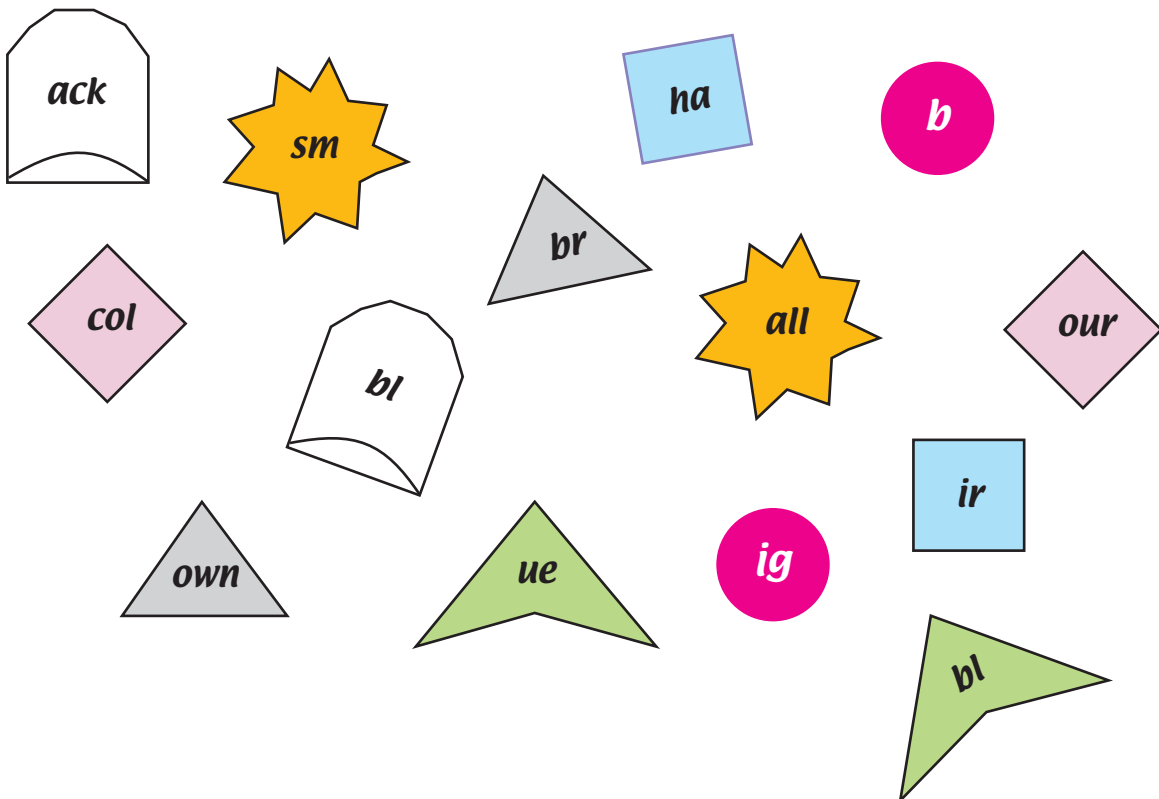
Complete with personal information.

Name :
Age :
Colour of hair :
Colour of eyes :

Homefun

Match and write.

Example : *b* *ig* → *big*



Lesson 12

My Friends



Listen. Say.

Peter , Tom , Paul and Jim are my friends.

They are all boys.

Look ! They are different.



*Peter is **slim** , but Tom is **fat**.*



*Paul is **tall** , but Jim is **short**.*



What's new ?

I am ...

He is ...

They are ... (plural)

Rhyme



Listen. Say.

*My name is Paul.
And I'm very tall.
This is my ball.
But it's very small.*



Activities

Game

Example :

I say

tall

≠

You say

short

big

≠

.....

slim

≠

.....

Complete with :

She - They - I - you - He

1 - Where are from ?

..... am from Jerba .

2 - Paula and Mario are Italian .

..... are from Rome .

3 - Françoise is French .

..... is from Paris .

4 - Peter is English.

.....is from London.

5 - Amira and Najla are Tunisian.

.....are from Kasserine.

Similar (=) or Different (≠)

Say and circle S or D.

toes - nose S D

hair - ear S D

fat - arm S D

tall - small S D

slim - big S D

Look at your friend. Read and circle.

My friend is (tall / short). Her eyes are (blue / brown) and her hair is (black / brown / blond).

Now, write about yourself.

I am My eyes areand my hair is.....

Homefun

Read and draw.

1 - Sam is short and fat.

His hair is short and black .


His eyes are big and brown.

2 - Pam is tall and slim.

Her hair is long and blond.

Her eyes are big and blue.

My School



Lesson 13

My Schoolbag



Look. Listen. Say.



a schoolbag




a pen



a pencil case



a book



a ruler



a pencil



a notebook



an eraser



a new bag



an old book

new \neq old



What have you got , Reem ?

I've got a bag.

Two books and a notebook.



What have you got in your bag ?



What have you got in your pencil case?

I've got two pens and a pencil.



What's new ?

What have you got ?

I've got

Song



Listen. Sing.



*I've got 2 books , 2 books ,
2 books and a pencil.*



*I've got 2 bags , 2 bags ,
2 bags and a pencil.*



*I've got 2 pens , 2 pens ,
2 pens and a pencil.*



*I've got 2 books , 2 bags and a pencil.
I've got 2 books , 2 pens and a pencil.*



Activities



Read and complete.

I've got 2 , 2 , 2and a pencil.

What have you got in your bag ?
Open your bag. Look and write.

I've got , ,
and a

What's this ?


Complete the words.



This is a b - - - .



This an e - - - - .



This is a r - - - - .



This is a p - - - - - case.



This is a s - - - - - bag.



This is a n - - - - - .

Similar (=) or Different (≠)

Say and circle **S** or **D**.

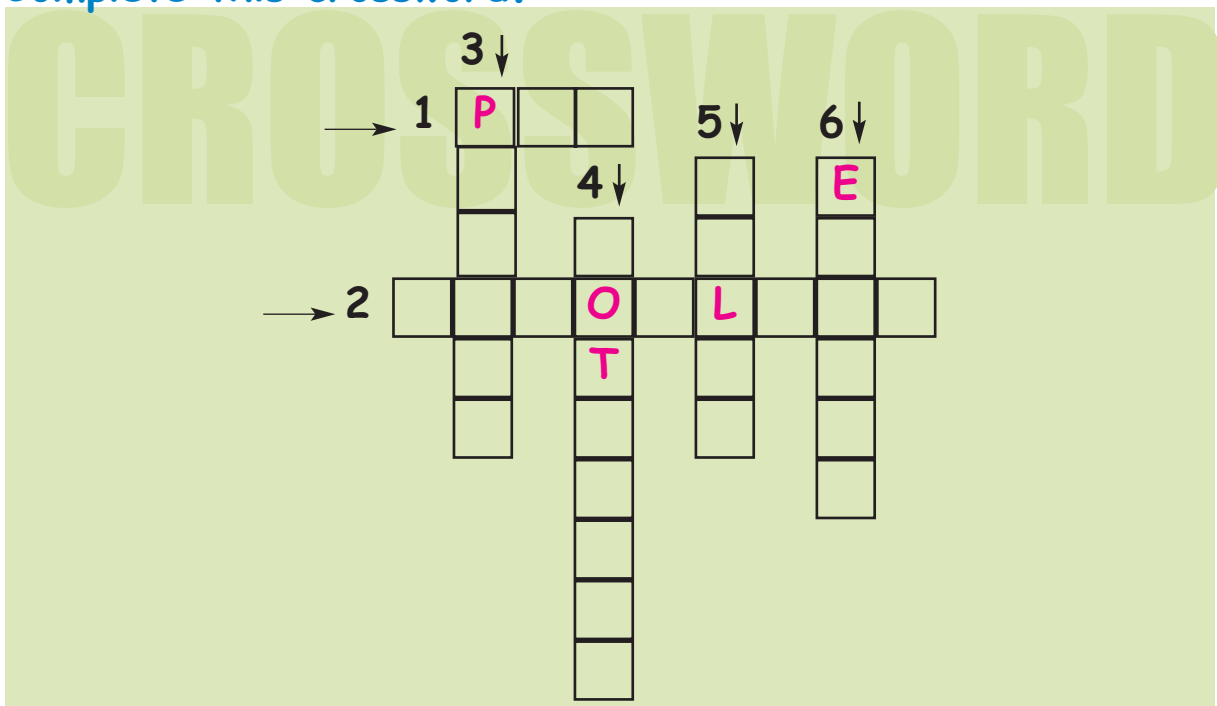
bags pens S D

books erasers S D

pencils rulers S D

Homefun

Complete this crossword.



1 -




2 -



3 -



4 -



5 -



6 -




Lesson 14

My Classroom



Look. Listen. Say.



Where's the computer ?

It's **on** the desk.

Where's the bag ?

It's **under** the desk.

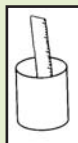
Where's the ruler ?

It's **in** the bag.

What's new ?

Where's the ruler ?

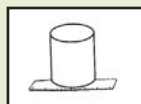
It's **in**



It's **on**



It's **under**



Rhyme



Listen. Say.



Where's the pen ?

Where is it ?

It's on the table.

Take it !

Where's the book ?

Where is it ?

It's in the bag.

Read it !



Sit on the chair.

Where is it ?

Where ?

It's there !

It's there !



Activities



Read the rhyme and complete.

Where's the pen ?

It'sthe table.

Where's the book ?

It'sthe bag.

Look and match.

Where's the teacher ?

Where's the bag ?

Where's the book ?

Where's the ruler ?

It's under the desk.

She's in the classroom.

It's in the bag.

It's on the desk.



Read.



*I'm Jeff. I'm twelve. I'm a pupil. Mrs Robson is my English teacher.
She's nice and friendly.*

Complete the words.

Jeff is a p - - - - , but Mrs Robson is a t - - - - - .

Mrs Robson is n - - - and f - - - - - .



Now, write about yourself.

I'm I'm I'm a


Mrs / Mr, my English teacher,

is

Homefun



Look and write 4 sentences.



Example : The book is **on** the table.

.....

.....

.....

.....

Lesson 15

My School

Look. Count. Say.

...1... playground
 teachers
 classrooms
 doors
 windows



How many classrooms are there ?

There are **three** classrooms.

How many playgrounds are there ?

There is **one** playground.

More numbers

13	thir	teen
14	four	
15	fif	
16	six	
17	seven	
18	eigh	
19	nine	

What's new ?

How many doors are there ?

There is **one** door.

There are two doors.



Song



Listen. Sing.

At School

*The more we get together, together,
together.*

The more we get together,

✓ The happier we'll be.

For your friends are my friends.

And your friends are my friends.


The more we get together,

The happier we'll be.



Look. Listen. Say.

Shapes



a circle



a triangle



a rectangle



a square

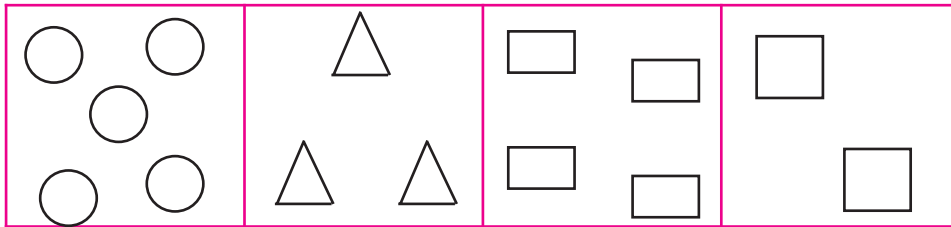
Activities

I ask

You answer

Example : *How many circles are there ?*

There are five circles.



5 circles


3 triangles

4 rectangles

2 squares

How many ?

Count and complete.



There arechairs in this classroom.

There arebooksthe desk.

There arepencils the box.

There aredesksthe classroom.



Write the questions.



Example : How many girls are there ?

How many

How

..... ? 2 girls / 3 boys

Similar (=) or Different (≠) ?

Say and circle S or D.

playground count S D

classroom name S D

door four S D

teacher read S D

Homefun

What is it ?



It's a c - - - - - .



Is it a rectangle ?

No, it's a t - - - - - .



It's a s - - - - - .

Answer the questions.

How many brothers have you got ?

I've got


How many sisters have you got ?

I've got

How many friends have you got ?

I've got

My Clothes



Lesson 16

Colours



Look. Listen. Say.



white



red



green



yellow



purple



pink



orange



What colour is the bag ?

It's red.



What colour is the pen ?

It's green.



What's new ?

What colour is ?

It's + colour.

Song



Listen. Sing.

RAINBOW



Rainbow purple, rainbow blue

Rainbow green and yellow, too,



Rainbow orange, rainbow red

Rainbow smiling overhead.



Come and count the colours with me.

How many colours can you see ?

Rainbow purple, rainbow blue

Rainbow green

and yellow, too,

Rainbow orange,



rainbow red

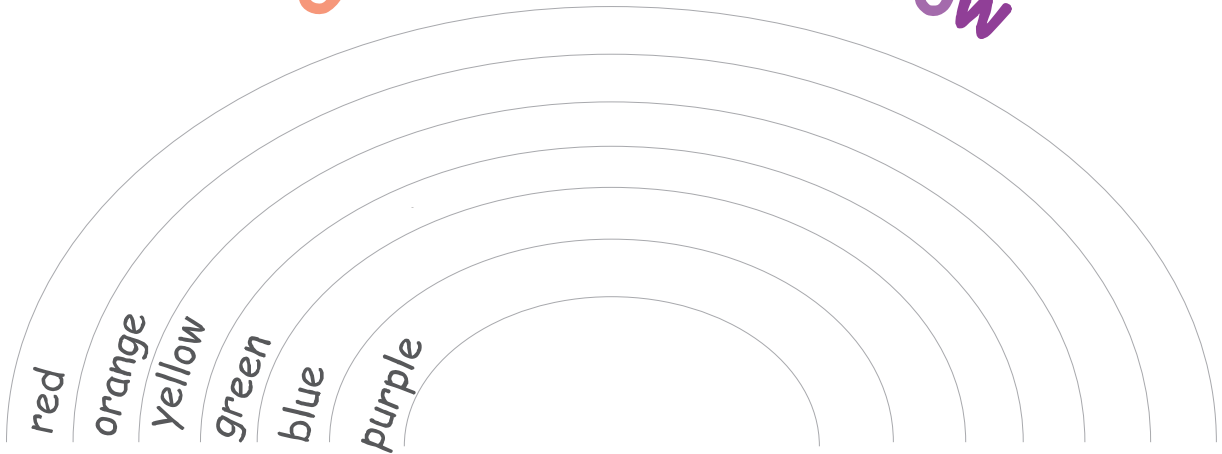
Rainbow smiling overhead.



Activities

Colour the rainbow.

Colour the rainbow



Answer the question.

How many colours are there in the rainbow ?

There are

What colour is it ?

Look and circle.



yellow

black

pink

blue

green

white

brown

red

Look and complete.

The schoolbag is p - - - .

The pencil case is br - - - .

The telephone is w - - - .

The computer is b - - - .



Look round your classroom.

Answer the questions.

What colour is the door ? It's


What colour is the board ? It's

What colour is your desk ? It's

Homefun

Count and colour.

green	11
red	7
yellow	9
brown	10
blue	6



Lesson 17

Clothes



Look. Listen. Say.

This is a pullover.



This is a jacket.



This is a dress.



This is a skirt.



This is a shirt.



This is a T-shirt.



This is a cap.



This is a coat.



These are trousers.



These are socks.




These are sneakers.



These are shoes.



These are skirts.



These are my clothes.

They are new and beautiful.

What's new ?

This is a + singular

These are + plural

*This is **a** coat .*

*These **are** coats .*



Rhyme



Listen. Say.




*What's blue ?
The sky is blue.*



*What's pink ?
A rose is pink.*

*What's orange ?
An orange !
Just an orange.*



*What's green ?
Grass is green.*

Activities

Read and answer.

What colour is the sky ?

It's

What colour is an orange ?

It's

What colour is grass ?

It's

What colour is a rose ?

It's

Complete with : This is or These are

Example : This is a shirt.

These are shirts

.....a coat.

..... coats.

.....trousers.

.....socks.

.....a cap.

.....a dress.

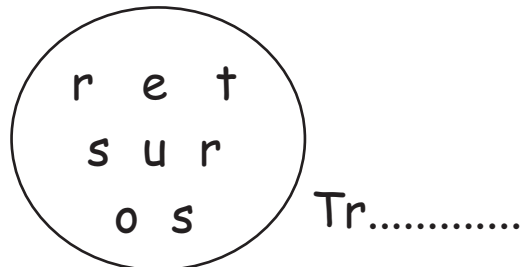
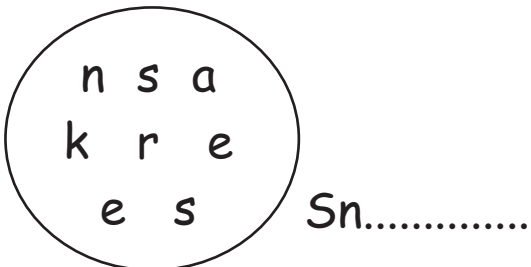
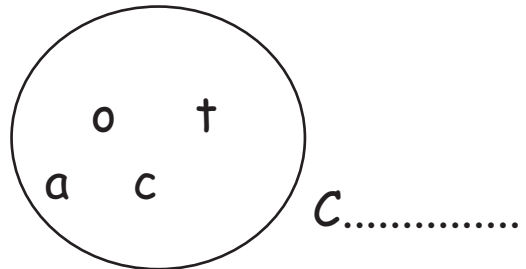
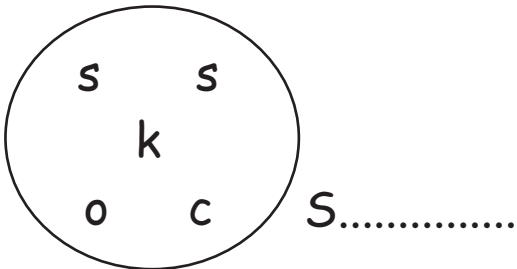
.....shoes.

.....sneakers.

.....a dress.

.....a pullover.

What's the word ?



Look and write.

Example : *This a red dress.*

This is a




These are



These are



This is a



Similar (=) or Different (≠) ?

Say and circle **S** or **D**.

red	dress	S	D
brown	trousers	S	D
girl	skirt	S	D
shoes	chair	S	D
foot	pullover	S	D

Homefun

Read and colour.

The T-shirt : purple


The trousers : blue

The pullover : pink

The skirt : green

The jacket : brown

The socks : red



Lesson 18


What are you wearing ?



Listen. Say.

*I'm wearing a white T-shirt
and a blue skirt because
I'm playing tennis.*

What are you wearing , Pat ?



*I'm wearing a yellow T-shirt
and black shorts because
I'm playing football.*

And you Daniel ?

What are you wearing ?



What's new ?

What *are* you wearing ?

I' *m* wearing



Song



Listen. Sing.



Red Shirt, Blue Trousers


What's he wearing ?

What's he wearing ?

A red shirt , a red shirt.

He's wearing a red shirt.

All day long !



What's she wearing ?

What's she wearing ?

Blue trousers , blue trousers.

She's wearing blue trousers.

All day long !



Game

I ask

You answer

Example :

Who's wearing red ?

Who's wearing red ?

Please tell me.

Asma is wearing red.

That's the colour of her coat.



Who's wearing black ,

Who's wearing black ?

Please tell me.

Sami is wearing black.

That's the colour of his jacket.





Read and match.

Mary is wearing a new coat. She's going to school now.

Kate is wearing a jacket and a skirt. She's going to the music club.



Complete with :

singing - playing - colouring - listening

Sandy and Andy areto music.

Pam isthe guitar.

Alice is

Little Tom isa picture.

Homefun

Look at the table and write 5 sentences.

<i>Name</i>	<i>clothes</i>
<i>Ahmed</i>	<i>red shirt / black trousers</i>
<i>Mariem</i>	<i>pink T-shirt / blue jeans</i>
<i>Naima</i>	<i>blue dress / black pullover</i>
<i>Mourad</i>	<i>brown jacket / white trousers</i>
<i>Lotfi</i>	<i>green shirt / black trousers</i>

Example : *Ahmed is wearing a red shirt and black trousers.*

.....

.....

.....

.....

.....


Read the words .

<i>eraser</i>	<i>pink</i>	<i>coat</i>	<i>red</i>
<i>ear</i>	<i>teeth</i>	<i>white</i>	
<i>knee</i>	<i>dress</i>	<i>purple</i>	
<i>arm</i>	<i>cap</i>	<i>pupil</i>	
<i>teacher</i>	<i>sneakers</i>	<i>notebook</i>	

Complete the table.

<i>School</i>	<i>Body</i>	<i>Colours</i>	<i>Clothes</i>
<i>pupil</i>	<i>teeth</i>	<i>purple</i>	<i>sneakers</i>
.....
.....
.....

It's
6 o'clock.




Lesson 19

What time is it ?



Look. Listen. Say.



What's new ?



What time is it, *please* ?

It's 6 o'clock.

Rhyme Listen. Say.

Lazy Henry !

Lazy Henry !

Sleeping yet ?

Sleeping yet ?

Up you get !

Up you get !

Breakfast's ready.

Breakfast's ready.

Up you get !

Up you get !



Activities

I ask

You answer



What time is it , please ?



It's one o'clock.



one o'clock



three o'clock



five o'clock



two o'clock



four o'clock



six o'clock

Complete:

What is it, please ?

It's eight

Time cards

I ask

Is it 5 o'clock ?






You answer

Yes, it is.


OR

No, it is not.

No, it isn't.



Match.



It's four o'clock.



It's two o'clock.

It's five o'clock.

It's six o'clock.

It's one o'clock.

It's three o'clock.



Similar (=) or Different (≠) ? Say and circle **S** or **D**.

Example : one - clock

S **D**

seven - twelve

S **D**

five - time

S **D**

two - four

S **D**

eight - five

S **D**

six - nine


S **D**

Homefun


Read and draw.

Example :


It's three o'clock.




It's seven o'clock.




It's one o'clock.




It's twelve o'clock.



It's five o'clock.



It's eleven o'clock.



It's ten o'clock.

Lesson 20

Twenty / Thirty




Listen. Say.

20 twen
30 thir
40 for
50 fif
60 six

ty

21	twenty-one
22	twenty-two
23	twenty-three
24	twenty-four
25	twenty-five
26	twenty-six
27	twenty-seven
28	twenty-eight
29	twenty-nine

What's new ?



20	twenty	→	one
30	thirty	+	two
40	forty		three = twenty-three
50	fifty	→	four
60	sixty	+	five
			six = fifty-six
			seven
			eight
			nine

Activities



Add and write.

+	1	2	3	4	5	6	7	8	9
20				twenty-four					
30							thirty-seven		
40					forty-five				
50									
60									



Write the number.

Example : **45**
Forty-five

51

.....

62

.....

48

.....

36

.....

50

.....

30

.....

15

.....



Listen. Say.



six o'clock



nine thirty



ten fifteen



three ten



two forty-five



five fifty

I ask

What time is it, please ?


You answer

It's.....



Reading

Look. Read and circle Yes or No.



The plane from Cairo is at eight forty-five.

Yes No

The plane from Rome is at eight o'clock.

Yes No


The plane from Paris is at nine fifty.

Yes No

The plane from London is at eight-thirty.

Yes No

Game




Homefun

Complete and draw.




it's forty-five .



it's three fifty-five .




it's seven



it's three ten .



it's o'clock .




it's nine o'clock .

Lesson 21

I'm reading a book.



Look. Listen. Say.



She is playing tennis.



They are watching TV.



I am reading a book.



She is sleeping.

What's new ?



*She **is** playing.*

*They **are** watching **TV**.*

*I **am** reading.*


Activities

I ask

You answer

What are you doing ?

I'm playing tennis.



Complete:

What are they doing ?

1. He's (play) the piano .
2. She's (go) to school .
3. She's (watch) TV.

Complete with :

drawing - playing - reading - counting

1. They are having sport . They are basketball .
2. They are having art . They are
3. They are having maths . They are
4. They are having English . They are

Write S (Similar) or D (Different) :

dad - ball

watch - have

play - game

Mary - have

Homefun

Copy the sentences.

1	2	3	4	5	6
<i>John</i>	<i>Mary</i>	<i>Ann</i>	<i>Sarah</i>	<i>We</i>	<i>They</i>
<i>is</i>	<i>is</i>	<i>is</i>	<i>is</i>	<i>are</i>	<i>are</i>
<i>watching</i>	<i>writing</i>	<i>playing .</i>	<i>reading .</i>	<i>singing .</i>	<i>going</i>
<i>TV .</i>	<i>a letter .</i>				<i>to</i>
					<i>school .</i>

Example : 1 - *John is watching TV .*

2 -


3 -

4 -

5 -

6 -

Days of the week




Lesson 22

My Schoolday



Look. Listen. Say.



*Sunday, Monday, Tuesday,
Wednesday,
Thursday, Friday, Saturday.*

=

seven days

=

a week

Song



Listen. Sing.

*Monday, Tuesday ,
Monday, Tuesday ,
And Wednesday ,
And Wednesday.*




*Thursday , Friday,
Thursday , Friday,
And Saturday.
And Saturday.*



*Last of all is Sunday.
Last of all is Sunday.*

*It's a holiday !
It's a holiday !*

*Quack ! Quack !
Sunday is a holiday.
Quack ! Quack !*



Activities



Listen and complete the song.

*Monday, Tuesday ,
..... , Tuesday ,
And Wednesday ,
And*



*Thursday , Friday ,
Thursday , ,
And Saturday ,
..... Saturday.*

Last of all is Sunday.

It's a holiday !

I ask

You answer

When is the film ?

It's on Wednesday.



Sunday	Monday	Tuesday	Wednesday	Thursday	Friday	Saturday
Football game	-	-	Film	Basketball game	-	Party

Game

Tell me the day of ...

" - o - d - - "

Tell me the day
of o and d.



Monday

Wednesday Sunday
Saturday Tuesday
Monday
Friday Thursday

Tell me the day
of r and d.



?

Homefun

Read - Number.

Tuesday

Friday

Thursday

Monday

Saturday

Wednesday

Sunday

Lesson 23

My Timetable



Read and say.

	8 - 9	9 - 10	10 - 11	11 - 12
Monday	Arabic	Maths	English	French
Tuesday	French	Arabic		
Wednesday	French	Arabic	Art	Sport
Thursday	Science	Art	Geography	Arabic
Friday	English	Sport	History	Arabic
Saturday	Arabic	Maths	Music	Sport

On Monday, I study Arabic , maths , English and French.

On Thursday , I study Science , art , geography and Arabic.



What's new ?

ON

+

Monday

Tuesday

Wednesday

Thursday

Activities



Complete with (,) and (.)

On Tuesday I study Arabic Science French and I play music and computer games



Complete your timetable.

	8 - 9	9 - 10	10 - 11	11 - 12
Monday				
Tuesday				
Wednesday				
Thursday				
Friday				
Saturday				

I ask

You answer



What do you study on Wednesday ?

On Wednesday, I.....



Choose one day and write:

Example : On Tuesday , I study.....

.....



Read. Number.

1

Today is Monday.

*Yes , there is. There's school
every day , except on Sunday.*

Is there school on Sunday ?

*No , there isn't.
It's a holiday.*

*Is there school
on Monday ?*

Circle the different word.

Monday - day - Friday - Sunday

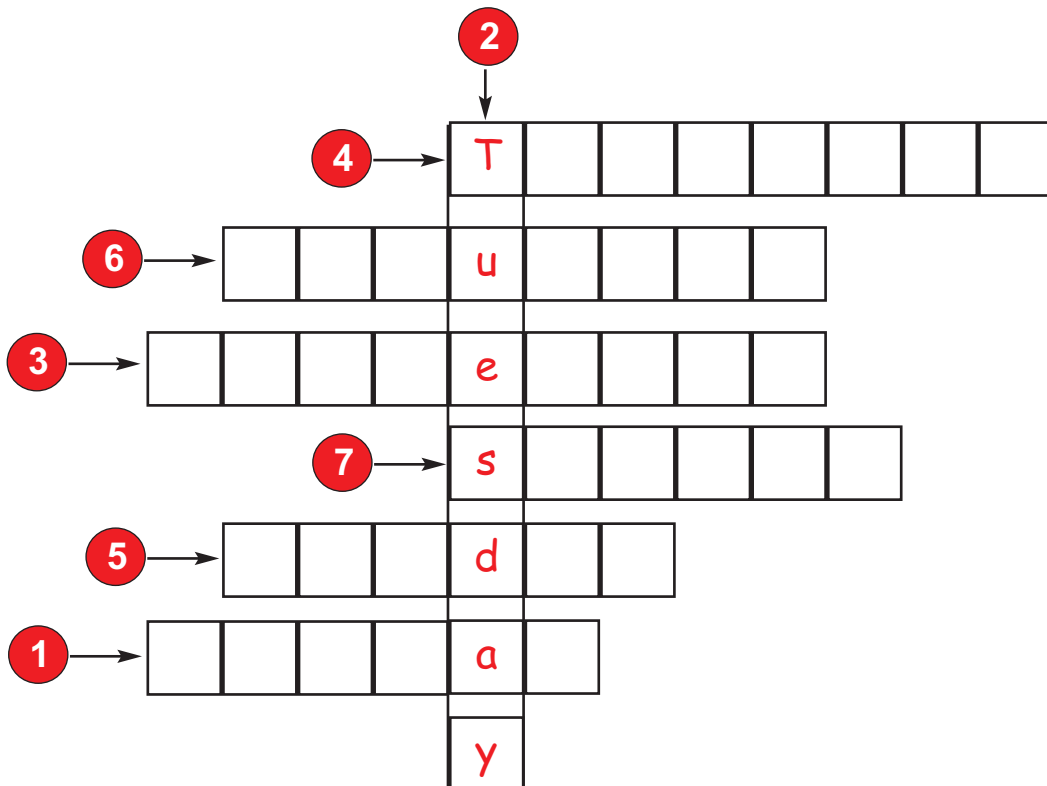
when - what - who - go

one - twelve - book - seven

Tunisia - France - Arabic - Italy

Homefun

Complete.



Lesson 24 My favourite TV programme



Listen. Say.

<i>Teletoon</i>	<i>Spacetoon</i>	<i>Boomerang</i>
6:00 <i>Cartoons</i>	7:00 <i>Film</i>	8:00 <i>Football match</i>

Judy : *When is the cartoon programme ?*

Tom : *At 6 o'clock.*

Judy : *When is the film ?*

Tom : *At 7 o'clock.*



What's new ?

When is the film ?

At 7 o'clock.

At + time

Rhyme




Listen. Say.

What time is it ?

It's eight o'clock.

It's time for school . Let's go !



What time is it ?

It's twelve o'clock .

It's time for lunch . Let's go !

What time is it ?

It's nine o'clock .

It's time for bed. Let's go !



Listen. Complete.

Whatis it ?

It's eight

It's time for school. Let's go !

What timeit ?

It's o'clock.


It's time for lunch . Let's go !

..... time is it ?

..... nine o'clock .

It's time for bed . Let's go !

Say this rhyme :

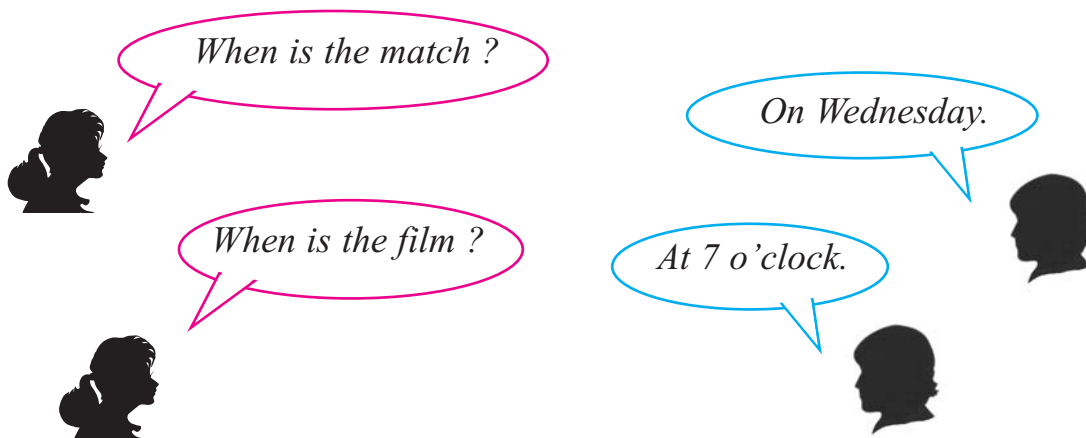


*What's on TV ?
Please , tell me.
What's for me ?
I'd like to see.*

I ask

You answer

Example :



When is ?

On + day

At + time



Listen and complete :

1. - h - r s d - y m o - n - n -
2. Fr - d - y a f t - r n - n
3. S - t - r d a - e v - n - n g
4. We - n - s d a - a t e i - - t o'clock

Homefun

My activities

Write





I go to school
at

I have lunch
at

I read a book
at

I go to bed
at

Draw



Months and Seasons



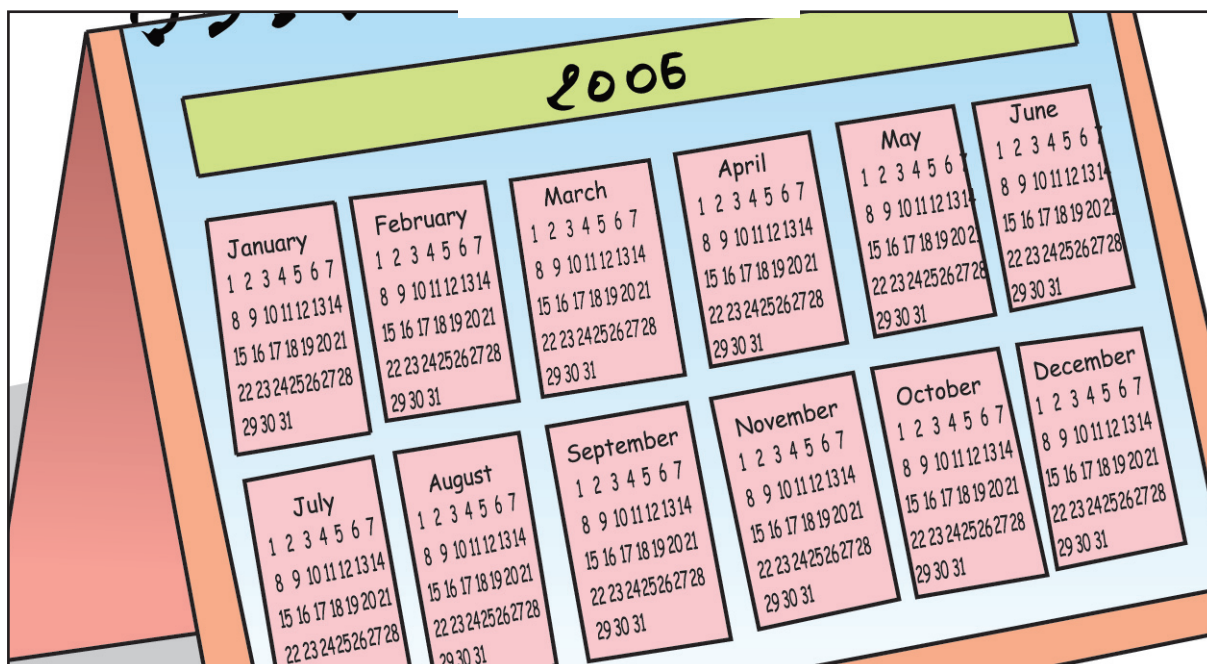
Lesson 25

Months and Seasons



Listen. Say.

Months



7 days = one week

4 weeks = one month

12 months = one year



Listen. Sing.

January , February , March , April , May , June , July ,

January , February , March , April , May , June , July ,

August , September , October , November , December.

August , September , October , November , December.



Look. Read.

November is **before** December .

December is **after** November .



What's new ?

before

after



Listen. Sing.

Calendar Song

Thirty days have September , 30

April , June and November ; 30

February has twenty-eight . 28

All the rest have thirty-one . 31

Activities



Complete.

Days	31 days	30 days	28 days
Months	January		

I ask

You answer

How many days are there in January ?

There are 31 days.

How many days are there in (month) ?

There are



Complete.

There aredays in a week . The days are : Monday ,
 , , ,
 and

There aremonths in a year . The months are : ,
 , , April , , ,
 , , , ,
 and..... .



Number 1.2.3 the months .


..... February November May March
 September April 1. JanuaryDecember
 August June October 7. July



Write before or after.

May is June .
 August is July .
 March is February .
 October is September .
 January is December .

Seasons



Winter

Spring

Summer

Autumn

Game

I say
the months .

You say
the season.

Example :

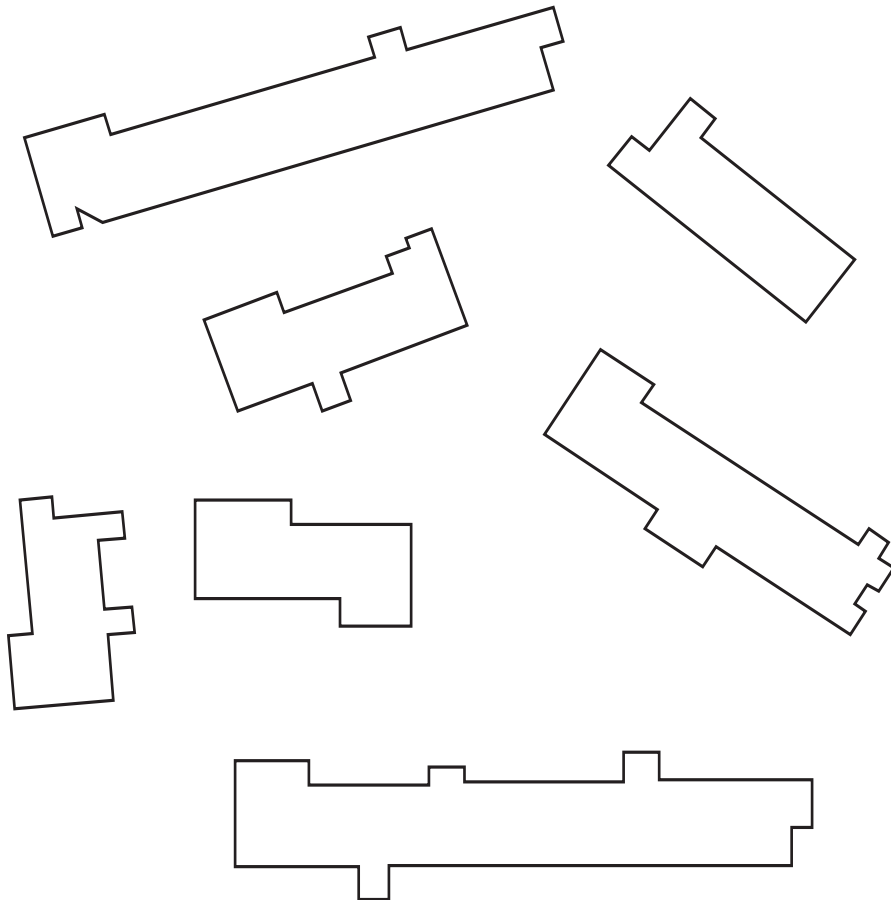
March,
April,
May

It's spring.

Homefun

What's the month?

December



Write the seasons.

W-----

/ S-----

/ S-----

/ A-----

Lesson 26

It's my birthday



Listen. Say.



How old are you , Kate ?

I'm 12 .

When is your *birthday* ?

Fantastic !
My birthday is in April, too.

It's in April .



What's new ?

My birthday is in + month



Listen and sing.

*Sally's birthday is today ,
Is today , is today .
Sally's birthday is today ,
Is today , is today .*



birthday presents



a birthday cake

*Sing a happy birthday song ,
Birthday song , birthday song .
Sing a happy birthday song ,
Just for Sally .*

*Happy birthday to you !
Happy birthday to you !
Happy birthday , dear Sally !
Happy birthday to you !*



a birthday card

Activities

Ask 5 pupils in your class and complete the table.



When is your birthday ?



It's in

Example :

<i>Name</i>	<i>Birthday</i>
<i>Farah</i>	<i>in June</i>
.....
.....
.....
.....
.....



Now, write sentences.

Example : *This is Farah . Her birthday is in June .*

This is Amine . His birthday is in October .

..... .

..... .

..... .

..... .

..... .



Read.

YAHOO! MAIL BETA

Ya Welcome, Sign Out, My Account, Switch Back

Search the Web... Search

Check Mail Compose Hello

Options | Help

Send Save Draft Attach Check Spelling Cancel

To: _____

Cc: _____

Subject: _____

Times New Roman 12 B I U [color] [background color] [font size] [bullet list] [numbered list] [link] [unlink]

Hi, Sinda

How are you ? Everyone is fine here. I'm very happy.
It's my birthday today. We have a party tonight.
Please come.

Love
Thouraya



Circle YES or NO .

<i>This is :</i>	<i>a letter</i>	YES	NO
	<i>an e-mail</i>	YES	NO
	<i>a poem</i>	YES	NO

Similar (=) or Different (≠) ?

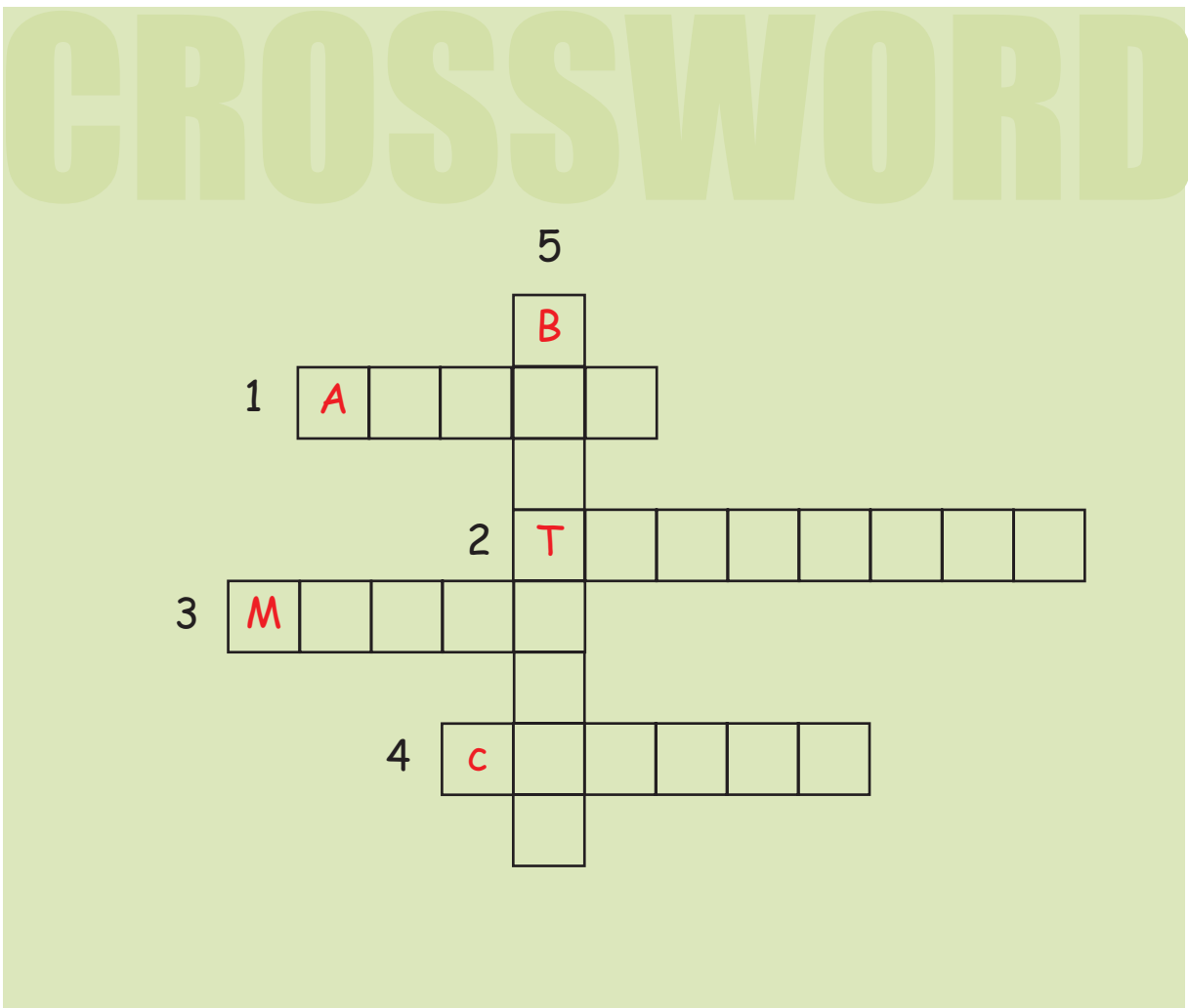
Say and circle S or D .

<i>birth</i> day - sh <i>ir</i> t	S	D
<i>su</i> mm <i>er</i> - Ju <i>n</i> e	S	D
<i>Au</i> gust - <i>au</i> tumn	S	D
<i>ha</i> ppy - <i>A</i> pril	S	D

Homefun

Read. Complete.

- 1 - Month number four .
- 2 - The day before Friday .
- 3 - The month after February .
- 4 - It's on the birthday cake .
- 5 - ?



Lesson 27

Is it cold ?



Look. Listen. Say.




It's cold .



It's hot.



It's cloudy .



It's sunny .



It's rainy .



It's windy .



It's snowy.

I ask

Is it hot in winter ?



You answer

No , it's cold and rainy .



Is it hot in summer ?



Yes , it's hot and sunny .



Is it cold in autumn ?



No , it's hot and cloudy .



What's new ?

Is it ?

Yes , it is .

No , it isn't .





Listen. Say.

*In winter
The sky is grey !
And I can't play !*



*In summer
It's very hot !
And I swim a lot !*

*In spring and summer
It's nice and fine .*



*In autumn and winter
There's no sunshine .*



Listen. Sing.

*Rain , rain go away ,
Come again
Some other day ;
We want to go outside and play .
Come again
Some other day .*



Activities

Game

I say

You say

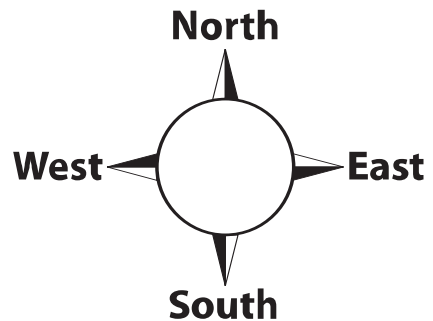
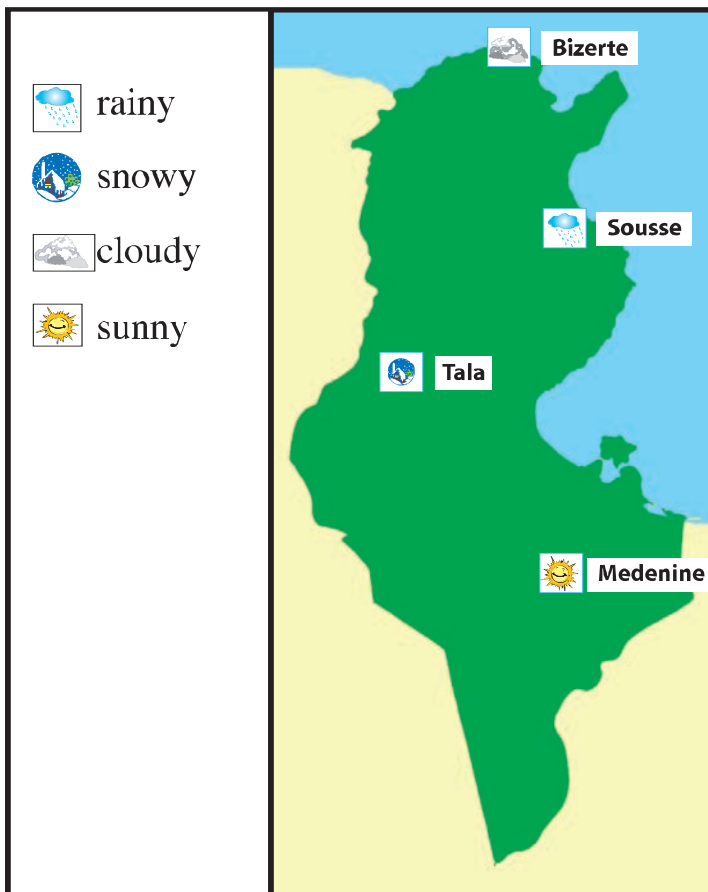
Example : *cold* \neq *hot*

sunny

summer

cloudy

Look at this map of Tunisia.



North \neq South

West \neq East

I ask

You answer



Tick ✓ the right box.

	<i>Sunny</i>	<i>Rainy</i>	<i>Cloudy</i>	<i>Snowy</i>
<i>Sousse</i>		✓		
<i>Bizerte</i>				
<i>Medenine</i>				
<i>Tala</i>				



Look at the map and write.

In Sousse , it's but in Bizerte ,

It's in Mednin but in Tala .

Homefun Project.

A.1) Visit this website on the internet (www.meteo.tn) or send an SMS to (87012). Is it hot or cold in your town ?

2) Visit www.euronews.net . Is it hot or cold in these places ?

a- In France , in June ?

b- In England , in winter ? hot ? cold ? sunny ?

c- In Italy , in spring ?

d- In Tunisia , in December ?



Write your sentences here.

a- In France , in June it's

b-

c-

d-

B. Read these words.

Friday fifty autumn Arabic June

forty-two Sunday maths winter

Wednesday French February


twenty-eight summer Tuesday August

January spring thirty-seven English

Complete the table with the words.

<i>Numbers</i>	<i>Days</i>	<i>Months</i>	<i>Seasons</i>	<i>School subjects</i>
.....
.....
.....
.....

In my House




Lesson 28

My house



Look. Listen. Say.

A house





Listen. Say. Read.

Pam : *Where's Mum , Sue ?*

Sue : *She's in the living-room .*

Pam : *Where's Dad ?*

Sue : *He's in the garden .*

Pam : *Where's Tom ?*

Sue : *He's in his bedroom .*



Pam and Sue are sisters.



What's new ?


Where ... ?

place

Activities

Game

Let's play dominoes



Bedroom



Kitchen




Bathroom




Listen and write.



2 -



1 -



3 -



4 -



5 -



Writing

Complete with **Where** or **Who** .

Questions	Answers
.....'s Hedi ?	<i>He's in the garden .</i>
.....'s in the kitchen ?	<i>Mum .</i>
.....'s Adel ?	<i>He's at school .</i>
.....'s in the living-room ?	<i>Mouna .</i>
.....'s Hana ?	<i>She's in her bedroom .</i>



Read.

Jack is in the bathroom .


Sue is in the living-room .

Little Tom is in the bedroom .

Eddy is in the garden .



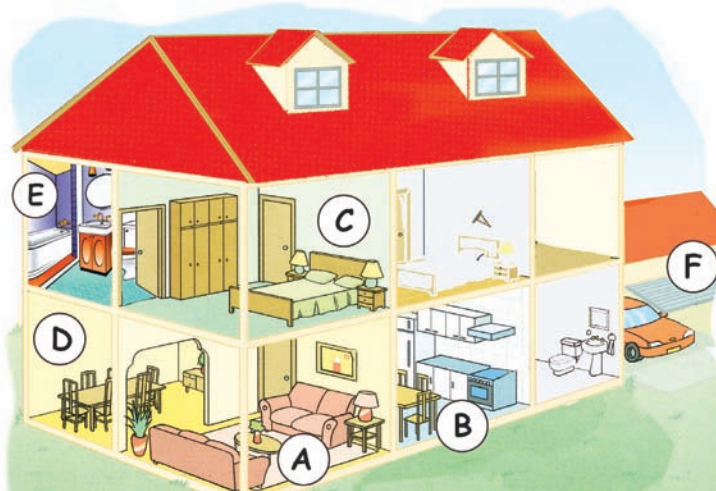
Write the names .



Homefun



Write the names of the rooms .



i v l
g i n

A

o r
m o

B

c i n
t h k
e

e r o
m o d
b

C

n i n
g i d

D

o r
m o

a o t
m r b
h o

E

a e g
r g a

F

Lesson 29

In my house



Look. Listen. Say.



a sofa



a carpet



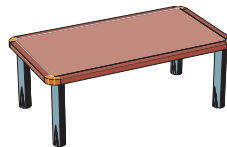
a fridge



a bed



a TV set



a table



a cooker

I ask

You answer

What's there in the kitchen ?

There's a fridge .

What's there in the bedroom ?

There's a bed .

What's new ?

What's there in?

There's a

There ares



Rhyme



Listen. Say.

My House

*My house is big , big , big !
There are ten rooms in my house .
My house is very big !*



*In my house there are ten rooms .
There are ten rooms in my house .
It's a big , big house !*

In the living-room

*There's a sofa in the living-room .
In the living-room , there's a sofa .
There's a sofa and there's a carpet , too .
A big , big carpet on the floor .*



In my bedroom



*In my bedroom , there's a bed .
There's a small , small bed .
A small , small bed in my bedroom .
In my bedroom , there's a small , small bed .*

Activities

Complete with words from the rhyme .

There arerooms in my house .





There's aand ain the living-room .

There's ain the bedroom .




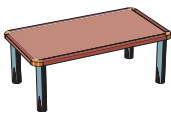

My house is very

My bed is very

Complete the words.

			
c - - - er	c - - - - t	f - - - - -	b - -

Where's it ? Complete .

					
	TV	cooker	sofa	table	bed
Room	Living-room


Homefun

What is there in the garage ?



Look and write.

Example : There is a carpet.



There is a

There are

Lesson 30

What's my family doing ?




Look. Listen. Say.

Where's Dad ?

He's in the living-room .

What's he doing ?

He's reading a newspaper .



And where's Mum ?

She's in her bedroom .

What's she doing ?

She's writing e-mails .



What's new ?

Where's he ?

He's in the living-room .

What's he doing ?

He's reading a book ..



Activities



Read and answer.

Is the father sleeping ?

.....

Is the mother reading a newspaper ?

.....

Who's writing e-mails ?

.....

I ask

You answer


Example :



	<i>Where is he/she ?</i>	<i>What's he/she doing ?</i>
<i>Saif</i>	<i>living-room</i>	<i>playing computer games .</i>
<i>Anas</i>	<i>bathroom</i>	<i>brushing his teeth .</i>
<i>Salma</i>	<i>dining-room</i>	<i>drinking her milk .</i>
<i>Sinda</i>	<i>bedroom</i>	<i>reading a story .</i>



Read this SMS message.



Write your SMS.

Hi, I'm.....

.....

.....



Complete with :

writing - playing - sitting - watching

Dad isunder a tree in the garden .

Fares iswith his play station .

Hana isa film on T V .

Aymen isa letter to his friend .

Homefun

Read . Find . Circle .

Y m l sofa x z fridge f z s t o r g k

t r p bathroom q y o carpet j b a

a e r p n table d t j s kitchen h g l

x s a u t newspaper h e t k l m y r t m u

Sofa /.....

...../.....

...../.....

.....



Write about your room .

In my room , there's a and a , too .

It's a room .

In my house , there are There's a big

..... and

In the kitchen ,

My Activities




Lesson 31

Every day , I



Look .Read. Say .



Text

Every day , I get up early . I wash my face , I comb my hair and wear my clothes. After I have breakfast , I brush my teeth then I take my bag and go to school .



early ≠ late

*early = 6 o'clock
late = 10 o'clock*



one tooth



teeth

Count

How many teeth have you got ?

What's new ?

*Every day , I get up **early** .*

=

*on Monday, on Tuesday,
on Wednesday, on Thursday,
on Friday, on Saturday
but on Sunday, I get up **late** .*



Song



Listen. Sing .

This is the way

*This is the way I wash my face ,
Wash my face , wash my face ;
This is the way I wash my face ,
Early in the morning .*

*This is the way I comb my hair ,
Comb my hair , comb my hair ,
This is the way I comb my hair ,
Early in the morning .*

*This is the way I drink my milk ,
Drink my milk , drink my milk ,
This is the way I drink my milk ,
Early in the morning .*

Activities

Listen to the song and match .

A	B	ANSWERS
1- comb	a- my face	1 - c
2- drink	b- my hair	
3- wash	c- milk	

Game

Miming daily activities.

I mime

You say



Similar (=) or Different (≠) ?

Write S or D .

face - wash

up - brush

eight - face

breakfast - have

Number these activities from 1 to 6 .

I have breakfast . ☐ *I wash my face .* ☐

I comb my hair . ☐ *I go to school .* ☐

I get up . ☐ *I brush my teeth .* ☐

Homefun



Complete the questions with :

Who What Where When How

and complete the answers with personal information.

What is your name ?

My name is..... .

.....time do you go to bed ?

I

.....old are you ?

I'm

.....time do you get up ?

I get up at.....o'clock .

.....is your friend ?

My friend is

.....do you watch TV ?

I watch TV ato'clock .

Lesson 32

My Day



Read.

1. morning



I have breakfast **in** the morning .

I have lunch **at** midday. (12 o'clock)

2. afternoon



In the afternoon, I play sport
and listen to music .

3. evening



I have dinner **in** the evening .

4. night



I sleep **at** night .



What's new ?

	the morning
In +	the afternoon
	the evening
At	night
At	midday

Breakfast



Lunch



Dinner



Activities

What do you do every day ?

Tick ✓ , **Yes** or **No** .

	Yes	Now
<i>I get up at six o'clock every morning .</i>		
<i>I have breakfast at 9 every Sunday .</i>		
<i>I wash my face every day .</i>		
<i>I brush my teeth before breakfast .</i>		
<i>I play sport every Wednesday afternoon .</i>		
<i>I go to school at eight o'clock on Monday .</i>		

Look at the table and complete the sentences :

	Monday	Tuesday	Wednesday	Thursday	Friday	Saturday	Sunday
<i>Go to school</i>	X	X	X	X	X	X	
<i>Play basketball</i>					X		
<i>Go to the cinema</i>						X	

I play basketball on

I go to the cinema on

I go to school except on Sunday .



Put the words in the correct order :

1. *afternoon / I / sport / play / in / the*

I



2. *wash / face / every day / I / my*

I.....



3. *have / breakfast / every morning / I*

I.....



4. *dinner / have / evening / the / in / I*

I.....



5. *at / lunch / midday / have / I*

I.....





Write an e-mail to your friend about Sunday

YAHOO! MAIL BETA

Welcome, Sign Out, My Account, Switch Back

Search the Web... Search

Check Mail Compose Hello

Options | Help

Send Save Draft Attach Check Spelling Cancel

To: _____

Cc: _____

Subject: _____

Times New Roman 12 B I U

Hi ,

On Sunday, I very late. I have

..... and I

Love

.....

Homefun

1 - Circle the 20 words in the box :

morningnoinafternoonbedteethlunchhave
atearlydaysportnightfacemiddaygoplay
eveningverywash

2 - Copy these words in your notebook .

Lesson 33

A day in the life of... .




Look. Read.



Text

Sandra Smith gets up early in the morning. She washes her face and brushes her teeth. She has breakfast then she goes to school. She has lunch at midday. In the afternoon, she plays sport. In the evening, she does her homework and goes to bed early, at 9 o'clock .



What's new ?

Sandra goes to school every morning .

Sandra watches TV on Sunday .

He/She /It +Verb + S :

He get + s

He play + s

She watch + es

She go + es



Activities

Read the text and write YES or NO .

Sandra gets up at 9

She has lunch at 3

She plays sport in the morning

She goes to bed late.

Complete the sentences with:

has - gets up - goes - plays

1 - Peter at 7 .

2 - Kate breakfast at eight .

3 - Jennyhandball .

4 - Miketo school every morning .

Similar (=) or Different (≠) ?

Say and write S or D .

goes - *reads*

has - *eats*

plays - *gets*

brushes - *washes*

does - *watches*



Write about your brother or your sister.
Imitate the text.

My sister / brother gets up

She/ he then she/ he

Put the words in the correct order .

plays / Pam / in the afternoon

Pam

to school / John / goes / every day

John

brushes / after dinner / his teeth / Jack

Jack


Homefun

Write your plan for Saturday :

Saturday	Time	Activities
	8 o'clock

	swimming

My favourite Sports and Pets



Lesson 34

My favourite sport



Look. Listen. Say.



Football



Swimming




Table tennis



Handball



Volley-ball



Running




Listen. Say



What's your favourite sport, Mark ?

*My favourite sport ?
MmIt's football .*



And you , Alice . Is football your favourite sport, too ?

No, it isn't . I like table tennis .



favourite



What's new ?

My favourite ♥♥ sport is football.

=

I like football .

Song



Listen. Sing

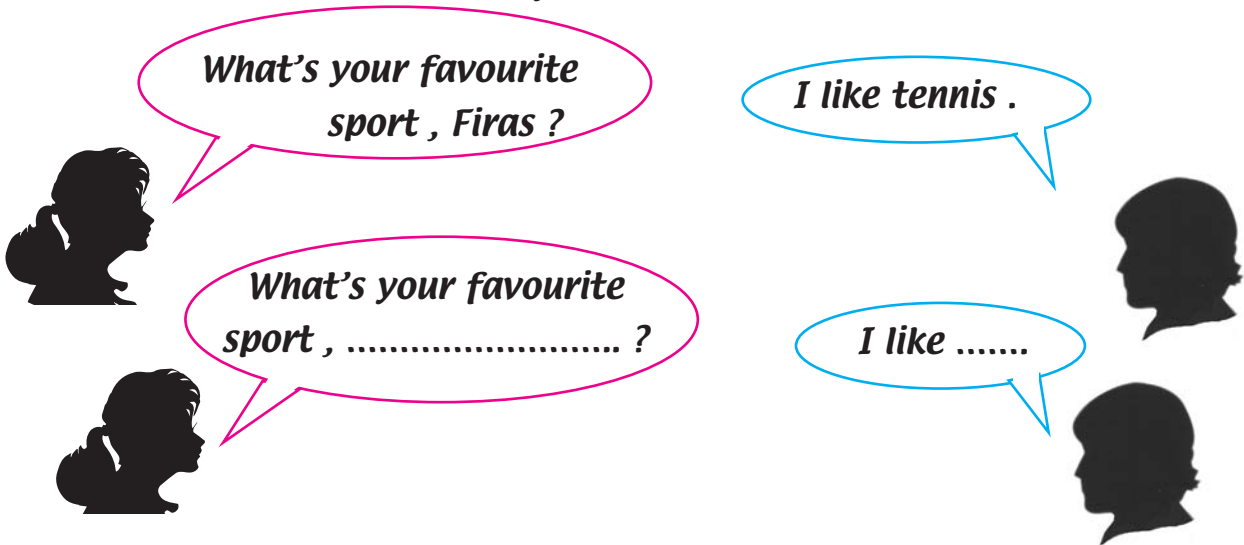
*One , two , I like you .
One , two , I like you .
One , two , three .
You like me and I like you .
I do !*

Activities

I ask

You answer

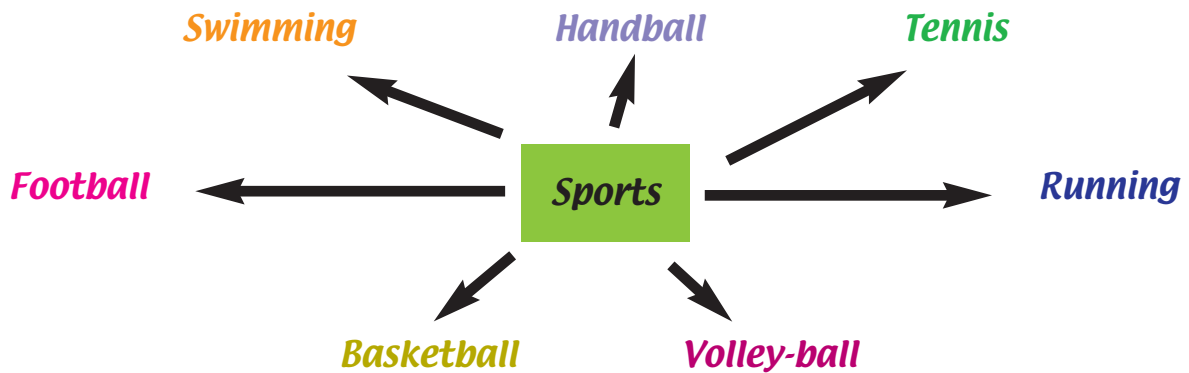
Example :







Game

I mime

You say.



Read . Guess .

I like  , but my brother Hatem likes  . At school , my friends are very  when they play  .



Complete the sentences.

I like t - - - - - .

Hatem likes v - - - - - .

My friends like f - - - - - .



Complete with :

colour - cartoon star - season - number

What's your favourite? —→ purple

What's your favourite? —→ thirteen

What's your favourite? —→ Super Mario

What's your favourite? —→ summer

Homefun Project



Ask your family and write.

Example : What's your favourite sport, Dad ?

My father likes

My mother likes

My brother likes My brothers like

My sister likes My sisters like

Lesson 35

My Hobbies



Listen . say .



I'm Mark . I like reading stories .



I'm Bruce . I like painting.



Harry likes cartoons.



Angela likes computer games.



Jack likes music.



Do you like cartoons, Harry ?

Yes, I do.



Do you like painting ?

No, I don't .



What's new ?

*Do **you** like?*



Yes, I do .

No, I don't .



Activities

I ask



Do you like ?

You answer

Yes, I do.


or

No, I don't .



Read.

I like reading books . I always read a story before I go to bed. I like computer games, but I don't like painting. It isn't my favourite activity .



Ask Mario about his hobbies.

<i>You</i>	<i>Mario</i>
<i>Do you like reading ?</i>	<i>Yes, I do .</i>
<i>Do you like ?</i>	<i>No, I</i>
<i>Do you like ?</i>	<i>..... ,</i>



Now, what about you ?

Read and circle : **Yes, I do** or **No, I don't** .

Do you like music ?

Yes , I do . / No , I don't .

Do you like painting ?

Yes , I do . / No , I don't .

Do you like cartoon films ?

Yes , I do . / No , I don't .

Do you like reading stories ?

Yes , I do . / No , I don't .

Do you like computer games ?

Yes , I do . / No , I don't .



Write about your hobby.

I'm I like

I don't like

Complete the words and match.

Example : 1 - Jack likes music .

1 - Jack likes

ca - - - - - .

2 - Bruce likes

c - - - - - games .

3 - Harry likes

r - - - - - stories .

4 - Mark likes

music .

5 - Angela likes



p - - - - - .

Homefun



Read. Complete.

Spiderman - winter - school - my parents - pizza

<i>I like</i> 	<i>I don't like</i> 
<p>.....</p> <p>.....</p> <p>.....</p>	<p>.....</p> <p>.....</p> <p>.....</p>



Lesson 36

At the Zoo



Listen. Say.



a cat



a dog



a tiger



a rabbit



a monkey



a cow



a fish



a bird



a lion



a sheep



a bear



a giraffe


A bird can sing .

A lion can't swim .



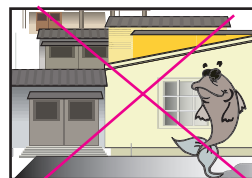
A tiger can run .

A cow can't fly .



A rabbit can jump .

A fish can't walk .



What's new ?

I can fly .

I can't swim

Song

Punchinello



Look ! it's Punchinello the clown .

*What can you do Punchinello
funny fellow ?*

*What can you do, Punchinello
funny you ?*

*We can do it , too ; Punchinello
funny fellow .*

*We can do it , too ; Punchinello
funny you .*

You choose one of us ; Punchinello funny fellow .

You choose one of us ; Punchinello funny you .

Activities

I ask

You answer

Can a bird fly ?

Yes, It can.

Can a lion swim ?

No , it can't .

Can a ?

Yes ,

or

No ,

What's my name ?

Match and find 7 animals .

Example : Li + on → Lion

Li
She
Mon
Du
Ra
Be
Fi

ar
sh
bbit
on
ep
key
ck



Read.

Hi , I'm Anas . I can draw and colour , but I can't read or write . I can run and jump , but I can't play football . I can eat and drink , but I can't prepare lunch . How old am I ?

Answer the questions.

Can Anas run ?

Yes , he can .

Can Anas write ?

No , he can't .

Can Anas play football ?

No ,

Can Anas draw ?

..... ,

Can Anas jump ?

..... ,

Can Anas eat ?

..... ,

Guess and Circle.


How old is Anas ?

He is a) five b) twelve c) two .

Homefun



Read and match.






Read the words in the box then complete the table.

<i>running</i>	<i>rabbit</i>	<i>brush</i>	
<i>bedroom</i>	<i>swimming</i>	<i>wash</i>	
<i>tennis</i>	<i>bear</i>	<i>cow</i>	<i>kitchen</i>
<i>comb</i>	<i>bathroom</i>	<i>play</i>	<i>sheep</i>
<i>living-room</i>	<i>handball</i>		

Complete the table with the words in the box.

<i>House</i>	<i>Sports</i>	<i>Animals</i>	<i>Activities</i>
.....
.....
.....
.....
.....


In my Town



Lesson 37

My home town

Look. Say.



The supermarket is **on the left** .

The police station is **on the right** .

The park is **between** the bank and the restaurant .

The cinema is **next to** the bank.



Read and answer .

Where's the supermarket ?

It's on the

Is the police station on the left ?

No , it's

Where's the park ?

It's

Where's the cinema ?

It's

Where's the restaurant ?

It's



What's new ?

on the right
on the left
between
next to

Song



Listen. Sing.

Where's the zoo ?

Left , left , left , right , left ;

Left , left , left , right , left ;

Where's the zoo , zoo , zoo ?

Yes , the zoo , zoo , zoo .

Where's the zoo , zoo , zoo ?

Where's the zoo , zoo , zoo ?

It's next to the station.

next to = near

Activities

I ask

Where's the door ?

Where are the windows ?

You answer

It's on the left .


They are on the right .

Match.

Films	Park
Letters	Cinema
Trees	Zoo
Animals	School
Pupils	Post office
Money	Bank




Read this postcard.

<p style="text-align: right;">Manchester , 14 April 2007</p> <p style="text-align: center;">Dear Sami ,</p> <p>This is Market Street in Manchester. It's a big and nice town with many cinemas and supermarkets . My house is next to the little park . What about Hammamet ?</p> <p>Please write soon .</p> <p style="text-align: right;">Love, Paul</p> <p>Manchester, England .</p>	<div style="text-align: right;">  </div> <p style="text-align: right;">Sami Tounsi, 16, Independence Street, Hammamet, 8050 Tunisia .</p>
--	--



Answer Paul. Complete the postcard.

<p style="text-align: center;">Hammamet , 10 June 2007</p> <p>Dear Paul ,</p> <p>This is</p> <p>It's atown .</p> <p>there are many</p> <p>My house</p> <p style="text-align: right;">Love , Samí</p> <p>Hammamet, Tunisia.</p>	<div style="text-align: center;">  </div> <p>Paul Smith, 4, Market Street, Manchester, M 23 G Y England .</p>
--	--



Read. Circle the different word.

between - read - tree - ten

right - nine - police - fine

bank - left - leg - next

many - market - afternoon - father

Homefun



Read and draw.

My room isn't very big . There's a bed on the left and a desk on the right . There's a little table next to the bed . The door is between the two windows .

My room

Lesson 38

At the Market

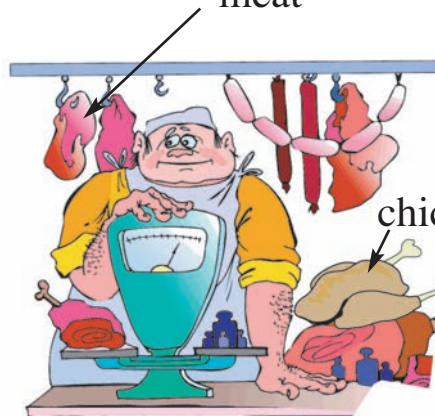


Look. Listen. Say.

fish



meat



chicken

apples

oranges

bananas

pears



basket



cheese


butter



bread

milk





What's new ?







How much is it ?

(price)

Activities



Listen and point.



Complete the conversation .

- Can Iyou ?
- I'd like one kilo of
- OK .
- Howis it ?
-Dinars .

I ask

You answer

In the clothes shop



- Can I ?
- I'd like
- OK .
- How ?
-Dinars .

In the bookshop

..... ?

..... ?

.....

..... ?

.....



Similar (=) or Different (≠) ?

Say and circle **S** or **D** .

juice fruit S D

much butter S D

chease chicken S D

orange milk S D

apple cat S D

choose shoes S D

Homefun project

Draw the plan of the market in your town.

Where are the shops ?

Lesson 39

An Afternoon Out

Reading

Look. Read.



They're buying drinks .

He's selling
ice-cream .

She's drinking
orange juice .

She's eating
a sandwich

He's eating
ice-cream .

They're buying apples .



What's new ?

sell ≠ buy

Activities



Look at the picture and complete.

What are they selling ?

Example : *Picture 1 : She's selling drinks .*

Picture 2 : She's selling

Picture 3 : He's

Picture 4 : He

What are they buying ?

Example : *Picture 1 : They're buying drinks .*

Picture 2 : They're buying

Picture 3 : He's

Picture 4 : They

Look and say .

What are they eating ?

Picture 5 : The mother is drinking

Her son is eating

Her daughter is

Similar (=) or Different (≠) ?

Say and circle **S** or **D** .

drink *milk* S D

buy *Hi* S D

sun *butter* S D

eating *ice-cream* S D

Look at the menu and choose.



Menu


Soup
Salad

Chicken
Meat
Fish


Spaghetti
Kuskus

Fruit
Chocolate cake
Ice-cream

Mineral water
Coca-Cola
Juice



Alice and John at the restaurant



Look and write.

What is John eating ?

.....

What is Alice eating ?

.....

What is John drinking before lunch ?

Alice is

But John is

Complete the conversation.

I ask

You answer

I : What would you like to eat ?

You : I'd like

I : What wouldto drink ?

You : I'd

I : Would youfruit or ice-cream ?

You : , please .

Homefun



Write your favourite menu.

My favourite menu

.....

.....

.....

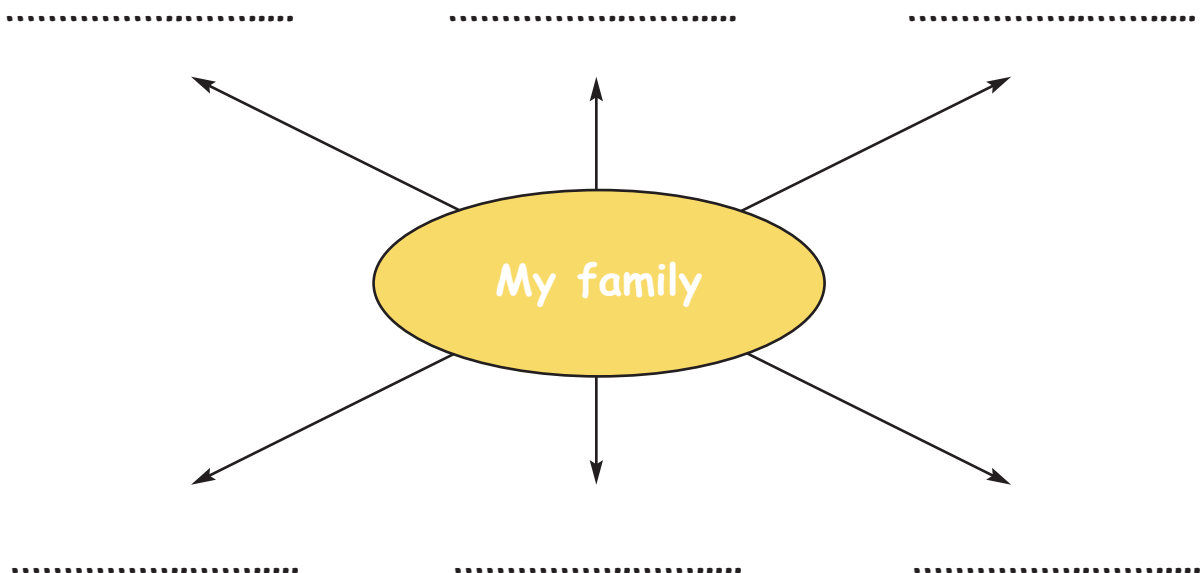
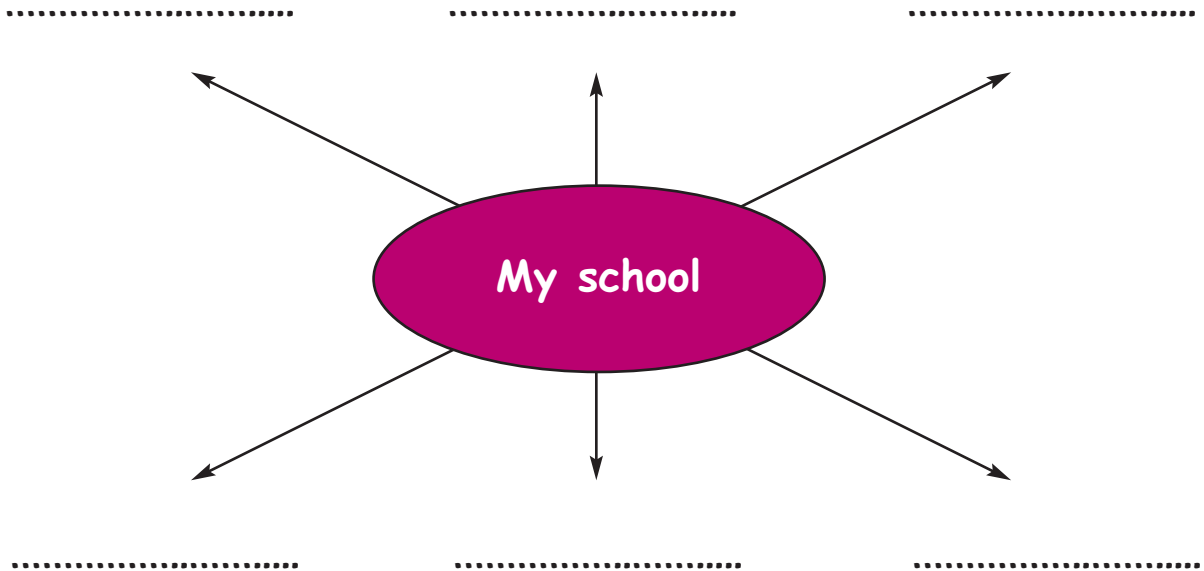
.....

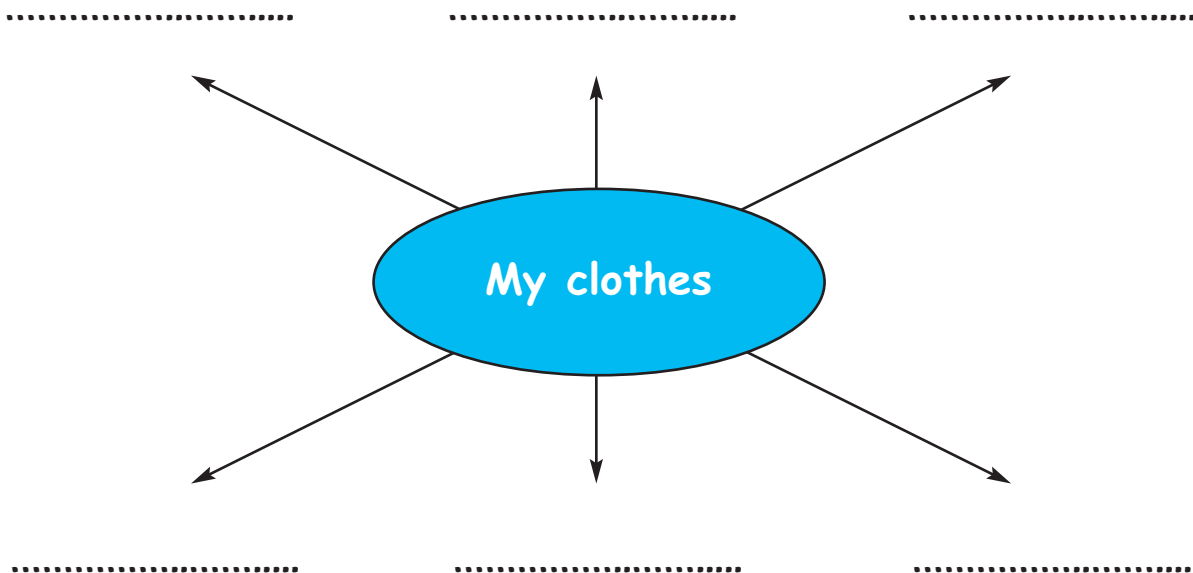
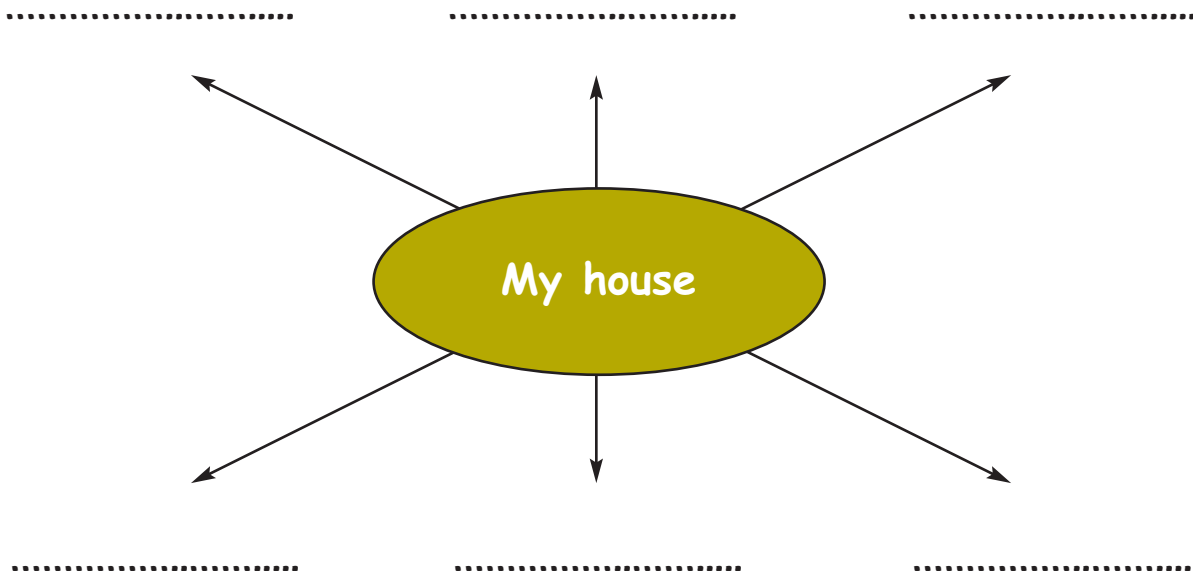
.....

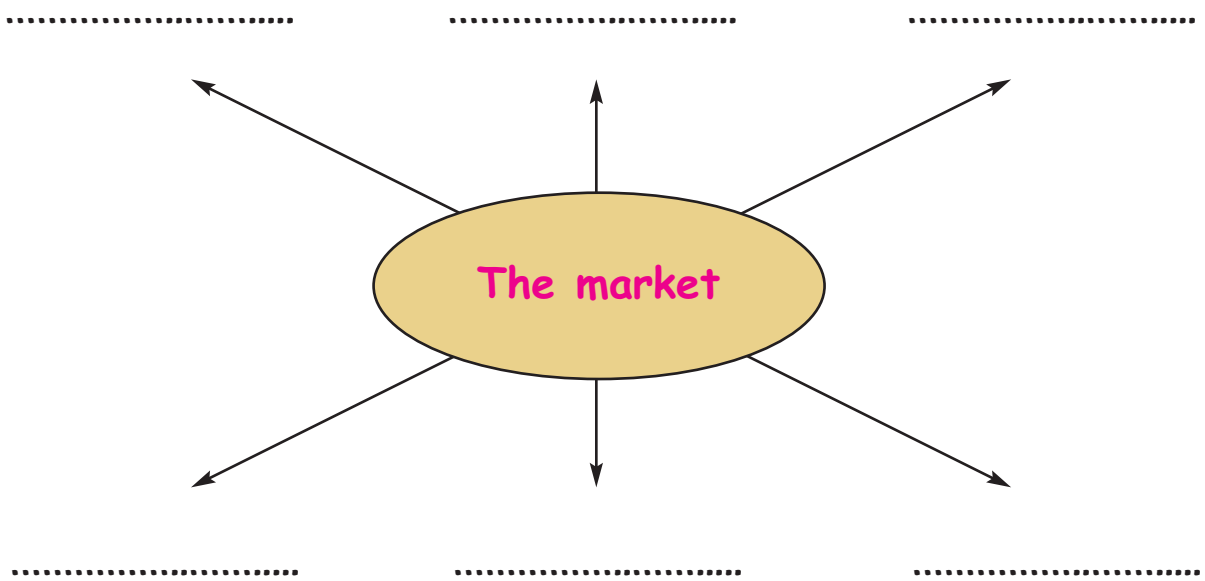
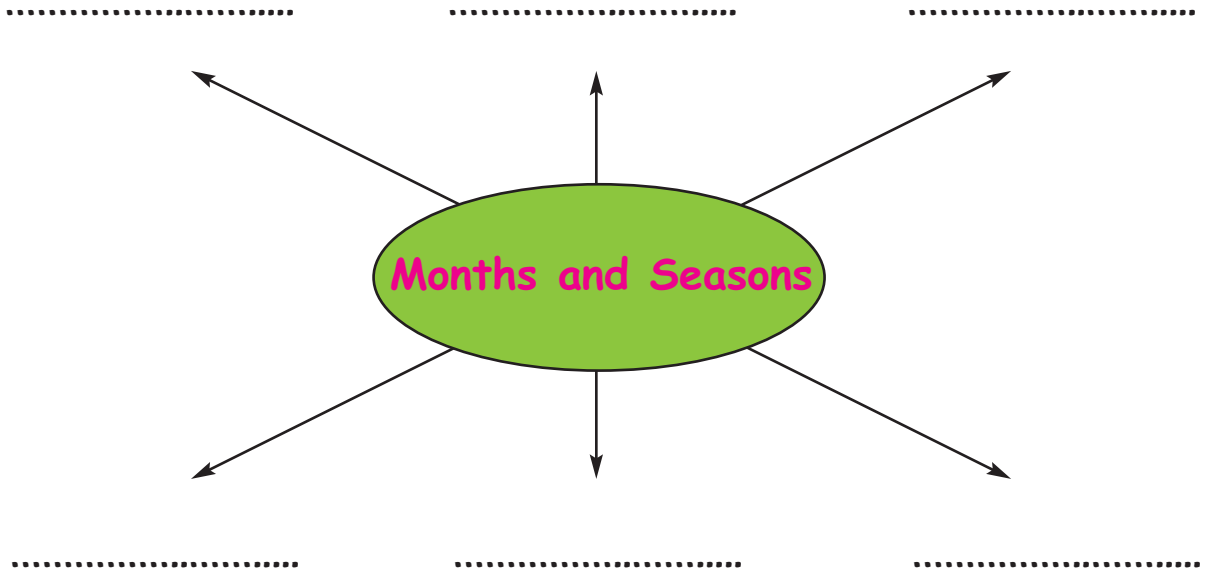


Goodbye

Words I know







Numbers I know

10

12

20

25

30

37

40

46

50

53

60

66

70 *seventy*

72 *seventy-two*

80 *eighty*

84 *eighty-four*

90 *ninety*

96 *ninety-six*

100 *one hundred*

101 *one hundred and one*

102 *one hundred and two*

103 *one hundred and three*

200 *two hundred*

201 *two hundred and one*

208 *two hundred and eight*

Information about me

Answer these questions.

<i>What's your name ?</i>	<i>I'm</i>
<i>How old are you ?</i>
<i>What colour is your hair ?</i>
<i>What colour are your eyes ?</i>
<i>How many brothers have you got ?</i>
<i>How many sisters have you got ?</i>
<i>What's your phone number ?</i>
<i>Where's your house ?</i>
<i>What are your hobbies ?</i>
<i>What's your favourite sport ?</i>

Time to say GOODBYE

*It's a long , long way
From welcome to good bye !*

*My name is Pupil .
I'm in year 6 primary .
I'm Tunisian .
I'm twelve .*

*I go to school every day
But I rest in the holidays .*

*I like summer .
It's my favourite season .
I can swim and play .*

*It's time to say
Good bye to my friends
And to my teachers .*

See you in September !

Jawida Ben Afia

Enjoy your summer !

Word List

A		C		dining-room		fridge	
afternoon		cake		dinner		friend	
age		can	v	do		friendly	
all		candle		dog			
apple		cap		door		G	
April		card		draw	v	game	
Arabic		carpet		dress	n	garden	
arm		carrots		drink	v	geography	
art		cartoons		drinks	n	get up	
August		cat				giraffe	
autumn		chair		E		girl	
		cheese		ear		go	v
B		chicken		East		good	
ball		children		eat		grass	
bananas		cinema		elephant		green	
bank		circle		e-mail		grey	
basket		classroom		England		group	n
basketball		close	v	English			
bathroom		clothes		eraser		H	
bear		cloudy		evening		hair	
beautiful		coat		everyone		hand	
bed		coke		except		handball	
bedroom		cold	adj	eye		here	
big		colour	v n			history	
bike		comb	v	F		home	
bird		come		face	n	homework	
birthday		computer		family		hot	
black		cooker		fat		house	
blackboard		count	v	father		how much	
blue		cow		February			
body		cut	v	feet		I	
book		cow		fine	adj	ice-cream	
boy		cut	v	fish	n	Italian	
breakfast				fly	v	Italy	
brother		D		foot			
brown		Dad		football		J	
brush	v	daughter		France		jacket	
butter		December		French		January	
buy		desk		Friday		juice	

July		music		present	n	shoulder	
jump	v			programme	n	sing	
June		N		pullover		sister	
K		next		pupil		sit down	
kitchen		new		purple		skirt	
Knee		newspaper		R		sky	
L		nice		rabbit		sleep	v
lazy		night		rainy		slim	
left		north		read		small	
life		nose		ready		sneakers	
like	v	notebook		rectangle		snowy	
lion		November		red		socks	
listen		number	v n	repeat		sofa	
little		O		restaurant		son	
live	v	o clock		right		soup	
living-room		October		rose	n	South	
look	v	old		ruler		speak	
lunch		open	v	run		sport	
		orange	adj n	S		spring	
M		P		salad		square	
many		pair		sandwich		stand up	
March		parents		Saturday		study	v
match	v n	park	n	say	v	summer	
maths		pear		school		Sunday	
May		pen		schoolbag		sunny	
meat		pencil		schoolday		sunshine	
meet		pencil case		science		supermarket	
menu		photo album		season		swim	v
milk	n	piano		sell		T	
Monday		pink		September		table	
monkey		plan	v n	shape		table-tennis	
month		plane		sheep		take	
morning		play	v	shirt		tall	
mother		playground		shoes		teacher	
mouth		please		shop		teeth	
much		point to		short		telephone	
Mum		police station		shorts		tell	
						tennis	

thank	V		Y
there	very		year
Thursday	volley-ball		yellow
tiger			yes
time	W		
today	walk	v	
toes	wash	v	
together	watch	v	
tonight	wear	v	
tooth	wednesday		
tree	week		
triangle	west		
trousers	white		
true	window		
t-shirt	windy		
Tuesday	winter		
Tunisia	wolf		
Tunisian	write		
TV			